



2018

2019-029

2019 03

)

(

1

80%

4

10%

5

6**7****431,720,862****10****0.81****0****10****0**

| | |
|-------|-----|
| | 9 |
| | 13 |
| | 16 |
| | 32 |
| | 52 |
| | 60 |
| | 60 |
| | 61 |
| | 70 |
| | 75 |
| | 76 |
| | 188 |

| | | |
|-------|--|--|
| | | |
| CMMI | | Capability Maturity Model Integration |
| PMBOK | | Project Management Body Of Knowledge PMI 9 |
| | | Cloudcomputing |
| | | |
| | | Big Data |

| | | | |
|--|--|----|---|
| | | | 300682 |
| | | | |
| | | | |
| | | | Longshine Technology Co., Ltd. |
| | | | LONGSHINE |
| | | | |
| | | 90 | B 10 11 |
| | | | 214000 |
| | | 90 | B 10 11 |
| | | | 214000 |
| | | | http://www.longshine.com/ |
| | | | ir@longshine.com |

| | | |
|--|--|--|
| | | |
| | | |
| | 8 | 8 |
| | 18 | 18 |
| | 010-82430888 | 010-82430888 |
| | 010-82430999 | 010-82430999 |
| | ir@longshine.com | ir@longshine.com |

| | |
|--|--|
| | |
| | www.cninfo.com.cn |
| | |

| | | | | |
|--|-----------------|----------------|----------------|----------------|
| | | | | |
| | 54,938,383.59 | 47,423,878.88 | 93,297,577.15 | 819,815,699.84 |
| | -25,084,680.81 | -50,630,727.84 | -28,826,722.14 | 238,225,177.55 |
| | -27,354,990.43 | -56,760,940.80 | -31,358,383.75 | 225,654,212.10 |
| | -168,033,155.62 | -21,594,575.26 | -16,672,836.40 | 208,942,556.15 |

√

1

√

2

√

√

| | | | | |
|--|---------------|---------------|---------------|------------|
| | 2018 | 2017 | 2016 | |
| | -38,405.49 | -28,040.09 | 154,518.34 | |
| | 18,860,400.00 | 29,555,375.00 | 27,368,900.00 | |
| | 8,309,451.72 | 2,048,861.55 | | |
| | -1,051,772.17 | 6,691.39 | 266,212.09 | 2018 112.5 |
| | 2,506,558.35 | 3,151,353.49 | 2,762,129.61 | |
| | 69,966.07 | 104.08 | | |

| | | | | |
|--|---------------|---------------|---------------|----|
| | 23,503,149.64 | 28,431,430.28 | 25,027,500.82 | -- |
|--|---------------|---------------|---------------|----|

1 —

1 —

√ □

| | | |
|--|--|--|
| | | |
|--|--|--|

-

12 —

SaaS

SaaS

“

”

“

”

“

”

“

”

1



4

10%

“ ” “ ”

2017 2018 10.15 2017 29.70% 1.91 2017 1.34
2018 3.92% 30%

“ ”

2018 2017 36% 2018
CRM

2018 2018
1.0 2.0

1

“ ” “ ”

2

1

1 —

5 —

9 — LED

10 —

12 —

| | 2018 | | | | 2017 | | | |
|--|----------------|----------------|----------------|----------------|---------------|---------------|----------------|----------------|
| | | | | | | | | |
| | 54,938,383.59 | 47,423,878.88 | 93,297,577.15 | 819,815,699.84 | 61,132,719.13 | 66,198,930.54 | 84,255,151.91 | 571,348,239.46 |
| | -25,084,680.81 | -50,630,727.84 | -28,826,722.14 | 238,225,177.55 | 28,095.65 | 869,341.48 | -18,754,205.48 | 156,993,604.81 |

| | 2018 | | 2017 | | |
|--|------------------|--------|----------------|--------|--------|
| | | | | | |
| | 1,015,475,539.46 | 100% | 782,935,041.04 | 100% | 29.70% |
| | 827,698,434.30 | 81.51% | 624,679,211.28 | 79.79% | 32.50% |
| | 187,777,105.16 | 18.49% | 158,255,829.76 | 20.21% | 18.65% |
| | 860,161,087.30 | 84.71% | 667,988,463.49 | 85.32% | 28.77% |
| | 88,527,100.97 | 8.72% | 71,279,891.17 | 9.10% | 24.20% |
| | 64,489,445.41 | 6.35% | 42,452,496.12 | 5.42% | 51.91% |
| | 2,297,905.78 | 0.22% | 1,214,190.26 | 0.16% | 89.25% |
| | 340,432,363.71 | 33.52% | 260,764,050.51 | 33.31% | 30.55% |

| | | | | | |
|--|----------------|--------|----------------|--------|--------|
| | 109,047,484.77 | 10.74% | 61,067,764.93 | 7.80% | 78.57% |
| | 261,384,920.84 | 25.74% | 241,029,769.83 | 30.78% | 8.45% |
| | 113,749,427.55 | 11.20% | 110,036,702.00 | 14.05% | 3.37% |
| | 68,535,853.73 | 6.75% | 35,279,803.07 | 4.51% | 94.26% |
| | 88,635,463.48 | 8.73% | 49,602,795.30 | 6.34% | 78.69% |
| | 33,690,025.38 | 3.32% | 25,154,155.40 | 3.21% | 33.93% |

A

3

√

4

√

5

12 —

“0ypI L±Â ù “cy †4yÀçÁÛA.,

“ ” 50,000,000.00 2018 12

31

2018 9 7 51% 14% 35%

“ ” 50,000,000.00 2018

12 31

2018 4 30

2018 8 31

“ ” 105.70 84.30

20%

15% 10% 14% 15% 14%

14%

3% 2% 2.8% 3% 2.8% 2.8%

7

□ √

8

| | |
|--|----------------|
| | 239,281,019.23 |
| | 23.57% |
| | 0.00% |

5

| | | | |
|---|----|----------------|--------|
| | | | |
| 1 | 1 | 59,177,018.22 | 5.83% |
| 2 | 2 | 58,570,353.53 | 5.77% |
| 3 | 3 | 55,390,823.03 | 5.46% |
| 4 | 4 | 34,112,215.75 | 3.36% |
| 5 | 5 | 32,030,608.70 | 3.16% |
| | -- | 239,281,019.23 | 23.57% |

□ √

| | |
|--|---------------|
| | 54,161,343.59 |
| | 19.56% |

| | |
|--|-------|
| | 0.00% |
|--|-------|

5

| 1 | 1 | 21,996,000.00 | 7.95% |
|---|----|---------------|--------|
| 2 | 2 | 9,291,402.67 | 3.36% |
| 3 | 3 | 8,560,274.92 | 3.09% |
| 4 | 4 | 8,239,800.00 | 2.98% |
| 5 | 5 | 6,073,866.00 | 2.19% |
| | -- | 54,161,343.59 | 19.56% |

□ √

3

| | 2018 | 2017 | | |
|--|----------------|----------------|--------|--|
| | 122,902,251.41 | 88,841,325.12 | 38.34% | |
| | 198,128,103.59 | 129,049,755.86 | 53.53% | |
| | -5,036,294.91 | -4,289,646.17 | 17.41% | |
| | 124,268,188.39 | 96,167,843.83 | 29.22% | |

4

√ □ ‘

| | | | |
|--|----------------|---------------|---------------|
| | 52.20% | 53.65% | 48.49% |
| | 135,196,616.03 | 97,301,644.68 | 80,237,320.32 |
| | 13.31% | 12.43% | 10.71% |
| | 10,928,427.64 | 1,133,800.85 | 2,762,983.40 |
| | 8.08% | 1.17% | 3.44% |
| | 9.76% | 0.82% | 2.26% |

□ √

√ □

2018 5 1

2018 12 31

2500

40%

12 —

| | | | |
|--|---------------|--|-----|
| | | | |
| | 10,054,348.67 | | 40% |

5

| | 2018 | 2017 | |
|--|----------------|----------------|------------|
| | 914,082,668.74 | 812,587,410.92 | 12.49% |
| | 911,440,679.87 | 763,873,097.38 | 19.32% |
| | 2,641,988.87 | 48,714,313.54 | -94.58% |
| | 474,355,976.72 | 11,708,491.55 | 3,951.38% |
| | 527,981,077.98 | 12,689,191.12 | 4,060.87% |
| | -53,625,101.26 | -980,699.57 | -5,368.05% |
| | 214,293,320.00 | 353,916,009.00 | -39.45% |
| | 23,411,592.80 | | -100.00% |
| | 190,881,727.20 | 353,916,009.00 | -46.07% |

| | | | |
|--|----------------|----------------|---------|
| | 139,898,614.81 | 401,649,622.97 | -65.17% |
|--|----------------|----------------|---------|

√ □

(1) 94.58%

(2) 3951.38%

“ ~

:

“ fi

| | | | | | | |
|--|----------------|--------|----------------|-------|--------|--|
| | 147,330,118.60 | 6.92% | 57,771,246.60 | 3.51% | 3.41% | |
| | 17,298,343.82 | 0.81% | 12,331,561.33 | 0.75% | 0.06% | |
| | 2,383,446.98 | 0.11% | | | 0.11% | |
| | 110,050,000.00 | 5.17% | | | 5.17% | |
| | 42,344,473.53 | 1.99% | 24,632,467.47 | 1.50% | 0.49% | |
| | 10,054,348.67 | 0.47% | | | 0.47% | |
| | 184,092,717.94 | 8.65% | 104,937,398.80 | 6.38% | 2.27% | |
| | 114,783,535.27 | 5.39% | 77,231,218.52 | 4.69% | 0.70% | |
| | 26,350,268.36 | 1.24% | 12,786,447.18 | 0.78% | 0.46% | |
| | 238,627,365.99 | 11.21% | 164,317,617.00 | 9.99% | 1.22% | |
| | 19,404,866.52 | 0.91% | 14,171,047.91 | 0.86% | 0.05% | |
| | 15,460,000.00 | 0.73% | 23,040,000.00 | 1.40% | -0.67% | |

2

√ □

| | | | 93,000,000.00 | 62.00% | | | | | 0.00 | -6,798,382.51 | | 2018 02 03 | http://www.cninfo.com.cn/cninfo-new/index |
|--|--|--|---------------|--------|--|--|--|--|------|---------------|--|---------------|---|
| | | | 26,900,000.00 | 53.80% | | | | | 0.00 | 0.00 | | | |
| | | | 26,900,000.00 | 53.80% | | | | | 0.00 | 0.00 | | | |
| | | | 1,057,000.00 | 20.00% | | | | | 0.00 | 104.79 | | | |

| | | | | | | | | | | | | |
|--|--|---------------|--------|--|--|--|--|------|------------|--|--|--|
| | | | | | | | | | | | | |
| | | 6,174,000.00 | 30.87% | | | | | 0.00 | -22,599.03 | | | |
| | | 30,000,000.00 | 14.49% | | | | | 0.00 | 0.00 | | | |

| | | | | | | | | | | | | | |
|--|----|----|----------------|----|----|----|----|----|------|---------------|----|----|----|
| | | | | | | | | | | | | | |
| | -- | -- | 201,183,000.00 | -- | -- | -- | -- | -- | 0.00 | -7,468,413.69 | -- | -- | -- |

3 **4** **5** **1**

| | | | | | | | | | | | | | |
|------|----|-----------|---------------|-----------|---|---|-------|---|----------------|--|--|---|--|
| | | | | | | | | | | | | | |
| 2017 | | 20,067.93 | 1,267.93 | 20,067.93 | 0 | 0 | 0.00% | 0 | | | | 0 | |
| | -- | 20,067.93 | 1,267.93 | 20,067.93 | 0 | 0 | 0.00% | 0 | -- | | | 0 | |
| | | | | | | | | | | | | | |
| 2018 | 12 | 31 | 12,679,292.38 | | | | | | 200,679,300.00 | | | | |

2

| | | | | | | | | | | | | |
|--|--|--|--|--|--|--|--|--|--|--|--|--|
| | | | | | | | | | | | | |
|--|--|--|--|--|--|--|--|--|--|--|--|--|

| | | |
|--|--|--|
| | | |
| | | |
| | | |
| | | |
| | | |

3

√

1

√

2

√

√

10%

| | | EBPP | 5000 | 374,875,915. | 275,157,078. | 259,208,224. | 146,599,617. | 130,145,390. |
|--|--|------|------|--------------|--------------|--------------|--------------|--------------|
| | | | | 81 | 23 | 55 | 33 | 16 |

√ □

□ √

B-B-C

“ ”

“ ”

1

□ √

| | | | | | | | |
|------|---|------|----------------|---|---|----------------|--|
| | | | | | | | |
| | | | | | | | |
| | | | | | | | |
| | (|) | 2018 | | | 133,683,046.76 | |
| | 3 | — | | | | 16,727,248.09 | |
| 2018 | | | 116,955,798.67 | | | 431,720,862 | |
| 10 | | 0.81 | | 0 | 0 | 34,969,389.82 | |
| 2018 | | | 29.90% | | | | |

3

1.2016

2016

2.2017

416,760,300

10 0.51

| | | | | | | | |
|------|---------------|----------------|--------|------|-------|---------------|--------|
| | | | | | | | |
| 2018 | 34,969,389.82 | 133,683,046.76 | 26.16% | 0.00 | 0.00% | 34,969,389.82 | 26.16% |
| 2017 | 21,254,775.30 | 139,136,836.46 | 15.28% | 0.00 | 0.00% | 21,254,775.30 | 15.28% |
| 2016 | 0.00 | 122,086,980.58 | 0.00% | 0.00 | 0.00% | 0.00 | 0.00% |

□ √

1

√ □

| | | | | | | |
|--|---|--|---|----|------|----|
| | | | | | | |
| | | | " | 36 | 2017 | 36 |
| | | | / | | 08 | |
| | | | / | | 01 | |
| | ; | | | | | |

| | | | | | | |
|--|------------------------|--|-----------|----------------|----|------------------|
| | ; | | / | / | | |
| | ; | | 15% 24 | 12 / | 13 | |
| | ; | | 15% 3 | 13 / | 18 | |
| | ; | | 6 | 25% 7 12 | 36 | 2017 08 01 |
| | ; | | | 2 | 36 | 36 |
| | Yue Qi Capital Limited | | | | 36 | 2017 08 01 |
| | | | 3 | | | 36 |

| | | | | | | |
|--|---|--|-----|----|------|----|
| | | | 1 | | | |
| | | | | 12 | | |
| | | | 10% | 36 | | |
| | ; | | 2 | | 2017 | |
| | ; | | | | 08 | 12 |
| | ; | | | | 01 | |
| | | | | 3 | | |
| | | | 1 | | | |
| | | | 12 | | | |
| | | | 25% | | | |
| | | | | 6 | | |
| | ; | | 18 | | 2017 | |
| | ; | | | | 08 | 36 |
| | ; | | 12 | | 01 | |
| | | | | 2 | | |
| | | | | | / | |
| | | | 6 | | | |
| | | | 20 | | | |
| | | | 6 | | | |

| | | | | | | | |
|--|--|--|---|---|--|--|--|
| | | | 6 | / | | | |
| | | | / | / | | | |
| | | | / | | | | |
| | | | 1 | | | | |
| | | | | | | | |
| | | | | | | | |

2

√

√

“ ”

√

“ ”

√

√

2018

2018

2018

[2018]15

(a)

| | | |
|--|--|-----------------|
| | | 2017 12 31 |
| | | -646,980,421.72 |
| | | -24,632,467.47 |
| | | 671,612,889.19 |

| | | |
|--|--|----------------|
| | | |
| | | 2017 |
| | | 96,167,843.83 |
| | | -96,167,843.83 |

(b)

| | | |
|--|--|-----------------|
| | | |
| | | 2017 12 31 |
| | | -638,945,288.60 |
| | | -24,280,467.47 |
| | | 663,225,756.07 |

| | | |
|--|--|----------------|
| | | |
| | | 2017 |
| | | 92,850,278.36 |
| | | -92,850,278.36 |

□ √

□ √

□ √

□ √

√ □
2017

2017 11 2 > 2017 < 2017

>

1

334

1

2

3 /

2

A

3

1,215

40,500

3.0000%

66

37.97

334

1176.03

40,500.00

2.9038%

4

13.03 /

1 2017 10 17

<

2017

>

<

2017

>

| | | | | | | | | |
|------------|-------------|------|---------|------------|----|-------------|--------|-------------|
| 2 | 2017 | 10 | 17 | | | 2017 | | |
| 3 | 2017 | 11 | 2 | 2017 | < | 2017 | | |
| | | | > | | | 2017 | | > |
| 4 | 2017 | 11 | 6 | | | 2017 | | |
| 66 | | | | | | 37.97 | | 334 |
| | | | 1176.03 | | | | | |
| 5 | 2017 | 12 | 19 | 2017 | | | | |
| | 2017 | | | | | 2017 | 12 | 22 |
| 1 | 2018 | 7 | 2 | | | | | |
| | | | | 24,000 | | 12.979 | / | 2018 |
| | | | | | | | | 11,736,300 |
| | | | 332 | | | 416,736,300 | | |
| 2 | 2018 | 12 | 14 | | | | | 2017 |
| | | | | 332 | | 2,347,260 | | 429,220,300 |
| | | | 2018 | 12 | 25 | | | 0.55% |
| | | | | | | | | |
| | | | 2018 | | | | | |
| 2018 | 9 | 3 | | 2018 | < | 2018 | | |
| | | | | | | | | > |
| 1 | | | | | | | | |
| | | | | 489 | | | | |
| 1 | | | | | | | | |
| 2 | | | | | | | | |
| 3 | | | | | | | | / |
| | | | | | | | | 2 |
| | | | | | | | | A |
| 3 | | | | | | | | |
| | | | | 15,003,371 | | 416,760,300 | | 3.6% |
| 12,502,809 | | | | | | 416,760,300 | 3% | 2,500,562 |
| | 416,760,300 | 0.6% | | | | | 13.04% | 4,167,603 |

| | | | | |
|-----|-------------|----|-------------|--------|
| | 416,760,300 | 1% | | |
| | 162 | | | 276 |
| | 4 | | 30.9603 | |
| 160 | 385.80 | | 41,673.6300 | 0.93% |
| 19 | | | 18,809 | 308 |
| | 12,484,000 | | 416,736,300 | 2.996% |
| 4 | | | | |
| | 8.23 / | | 16.45 / | |

1 2018 8

1

√ □

| | | | | | | | | | | | | | | |
|--|--|--|--|--|--|--|--|--|--|--|--|--|--|--|
| | | | | | | | | | | | | | | |
|--|--|--|--|--|--|--|--|--|--|--|--|--|--|--|

31.13 100.00
 % 50

3

√ □

| | | | | 5000 | 285.48 | 233.89 | -216.11 |
|--|--|--|--|------|--------|--------|---------|
| | | | | | | | |

4

□ √

5

□ √

1**1**

□ √

2

□ √

10%

10%

2

3

1

| | | | | |
|--|--|--------|---|---|
| | | | | |
| | | 46,574 | 0 | 0 |
| | | 46,574 | 0 | 0 |

| | | | | | | | | | | | | | | | | |
|--|--|--|-------|--|------------------|------------------|-----------|--|-------|-------|-------|--|--|--|--|--|
| | | | | | | | | | | | | | | | | |
| | | | 3,400 | | 2018 01 09 | 2018 04 02 | 155 22 | | 5.30% | 40.98 | 40.98 | | | | | |
| | | | 3,400 | | 2018 04 25 | 2018 06 25 | 92060 | | 4.80% | 27.01 | 27.01 | | | | | |
| | | | 3,100 | | 2018 | 2018 | | | 5.30% | 37.36 | 37.36 | | | | | |

| | | | | | | | | | | | | | | | | | |
|--|--|--|--|--|----|----|-----|--|--|--|--|--|--|--|--|--|--|
| | | | | | 01 | 04 | 155 | | | | | | | | | | |
| | | | | | 09 | 02 | 22 | | | | | | | | | | |

| | | | | | | |
|-------|--|------|------|-------|-------|-------|
| | | 2018 | 2018 | | | |
| | | 04 | 06 | | 4.80% | 24.98 |
| 3,200 | | 25 | 25 | | | 24.98 |
| | | | | 92060 | | |

| | | | | | | | | | | | | | | | | |
|--|--|--|--------|--|------------------|------------------|---|--|-------|-------|-------|--|--|--|--|--|
| | | | | | | | | | | | | | | | | |
| | | | 1,800 | | 2018 04 26 | 2018 04 29 | - | | 3.20% | 0.48 | 0.48 | | | | | |
| | | | 1,600 | | 2018 04 26 | 2018 05 10 | - | | 3.20% | 1.99 | 1.99 | | | | | |
| | | | 6,600 | | 2018 04 26 | 2018 06 15 | - | | 3.20% | 30.17 | 30.17 | | | | | |
| | | | 6,600 | | 2018 07 03 | 2018 07 15 | - | | 3.20% | 9.53 | 9.53 | | | | | |
| | | | 10,000 | | 2018 12 13 | 2018 12 27 | | | 3.20% | 13.81 | 13.81 | | | | | |
| | | | 274 | | 2018 12 13 | 2018 12 27 | | | 3.20% | 0.38 | 0.38 | | | | | |

| | | | | | | | | | | | | | | | | | |
|--|--|--|--------|--|------------------|------------------|--|--|-------|-------|-------|--|--|--|--|--|--|
| | | | | | | | | | | | | | | | | | |
| | | | 5,000 | | 2018 08 24 | 2018 11 22 | | | 4.10% | 50.55 | 50.55 | | | | | | |
| | | | 5,000 | | 2018 11 24 | 2018 12 27 | | | 3.70% | 17.23 | 17.23 | | | | | | |
| | | | 140,74 | | | | | | | | | | | | | | |
| | | | 8 | | | | | | | | | | | | | | |

2

1

2018 4

2

3

| | | |
|----|----|----|
| | | / |
| | —— | —— |
| | —— | —— |
| 1. | —— | —— |
| 2. | —— | —— |
| 3. | —— | —— |
| 4. | | |
| 5. | —— | —— |
| 6. | —— | —— |
| 7. | —— | —— |
| 8. | —— | —— |
| 9. | —— | —— |
| | —— | —— |

4

3

□ √

□ √

| | | | | | |
|--------------|------------|------------|------------|-------------|-------------|
| 116,865,360 | | | | | |
| 2018 10 22 | | | 2018-089 | | 416,736,300 |
| 2018 11 23 | | | 2018-105 | | 429,220,300 |
| 2018 12 25 | 2017 | | | | 2018-115 |
| | 2,347,260 | | | | |
| √ □ | | | | | |
| 1 2018 7 2 | | | | | |
| | 24,000 | | 12.979 / | | 2018 |
| 2 2018 12 14 | | | | | 2017 |
| | 332 | 2,347,260 | | 429,220,300 | 0.55% |
| | 2018 12 25 | | | | |
| 3 2018 8 17 | | | < | | 2018 |
| | > | 2018 9 3 | 2018 | | 2018 |
| 9 3 | | | | | |
| | 2018 9 28 | | | | 2018 |
| | | 2018 10 15 | 2018 | | |
| 2018 | | | 2018 10 26 | 2018 | |
| | | 2018 | | | |
| √ □ | | | | | |
| 1 2017 | | | | | |
| 2 2018 | | | | | |
| | | 19 | | | 18,809 |
| | 308 | 12,484,000 | | 416,736,300 | 2.996% |
| | | | 2018 | | |
| □ √ | | | | | |
| □ √ | | | | | |
| √ □ | | | | | |
| | | | 2018 12 31 | | 2017 12 31 |
| 416,760,300 | 14,960,562 | | | | |

[Redacted]

[Redacted]

[Redacted]

[Redacted]

[Redacted]

[Redacted]

| | | | | | | |
|------|-------------|-------------|------------|-------------|------|---|
| | | | | | | 40% |
| 2018 | 0 | 0 | 12,484,000 | 12,484,000 | 2018 | 2019 11 25 20% 2020 11 23 40% 2021 11 23 40% |
| | 371,760,300 | 119,236,620 | 12,484,000 | 273,094,360 | -- | -- |

1

√

| | | | | | | |
|--|--|------|------------|------------|--|--|
| | | | | | | |
| | | 8.23 | 12,484,000 | 2018 11 23 | | |

2018

12,484,000

2018 11 23

2018

2

√

“ ”

3

√

1

| | | | | | | | |
|------------------------|--------|--------|-------------|------------|-------------|---|------------|
| | 13,714 | | 14,247 | | 0 | | 0 |
| | | | | 9 | | 9 | |
| | | 5% | 10 | | | | |
| | | | | | | | |
| Yue Qi Capital Limited | | 23.32% | 100,096,560 | | 100,096,560 | 0 | |
| | | 19.63% | 84,268,440 | | 84,268,440 | 0 | 57,215,000 |
| | | 12.56% | 53,910,000 | | 53,910,000 | 0 | |
| | | 8.39% | 36,000,000 | | 36,000,000 | 0 | |
| | | 7.87% | 33,760,080 | | 33,760,080 | 0 | 27,952,300 |
| | | 4.01% | 17,226,205 | -1,642,475 | 17,226,205 | 0 | |
| | | 2.20% | 9,430,560 | 0 | 9,430,560 | 0 | |
| | | 1.90% | 8,143,560 | 0 | 8,143,560 | 0 | 7,000,000 |
| | | 1.88% | 8,086,680 | 0 | 8,086,680 | 0 | |
| | | 1.73% | 7,435,440 | 0 | 7,435,440 | 0 | |
| 10 | | | | | | | |
| 4 | | | | | | | |

| | | | |
|----|----|------------|------------|
| | | | |
| 10 | | | |
| | | | |
| | | | |
| | | 53,910,000 | 53,910,000 |
| | | 36,000,000 | 36,000,000 |
| | | 17,226,205 | 17,226,205 |
| | | 8,086,680 | 8,086,680 |
| | | 1,364,940 | 1,364,940 |
| | | 1,200,000 | 1,200,000 |
| | | 1,153,980 | 1,153,980 |
| | | 879,700 | 879,700 |
| | | 856,500 | 856,500 |
| | | 811,873 | 811,873 |
| 10 | 10 | 10 | 10 |
| 5 | | | |

10

10

□ √

10

10

2

| | | | | |
|--|---|--|--|--|
| | / | | | |
|--|---|--|--|--|

| | 1 | 12 | 913202000586011166 |
|--|---|----|--------------------|
| | 2 | 17 | 91320200058688039C |

□ √

3

| | | | |
|--|--|--|--|
| | | | |
|--|--|--|--|

|

4 **10%**

√ □

| | / | | | |
|------------------------|---|------------|---------------|--|
| Yue Qi Capital Limited | | 2012 10 10 | 9,434,801 | |
| | | 2013 01 25 | 4,890,000,000 | |

5

□ √

□ √

| | | | | | | | | | | | |
|--|--|--|--|--|----------|-------|---|---|---|---|---|
| | | | | | | | | | | | |
| | | | | | 2013 | 2019 | | | | | |
| | | | | | 55 12 13 | 12 12 | 0 | 0 | 0 | 0 | 0 |

2018 2019
57 04 26 12 12 250,000



| | | | | | | | | | | | | |
|--|----|----|----|----|---------------|---------------|-----------|---|---|-----------|-----------|--|
| | | | | | 10 12 | 12 12 | | | | | | |
| | | | | 57 | 2013 12 13 | 2018 03 09 | 250,000 | 0 | 0 | 100,000 | 350,000 | |
| | | | | 47 | 2013 12 13 | 2019 12 12 | 250,000 | 0 | 0 | 0 | 250,000 | |
| | | | | 50 | 2016 12 26 | 2019 12 12 | 180,000 | 0 | 0 | 200,000 | 380,000 | |
| | | | | 36 | 2013 12 13 | 2018 07 02 | 0 | 0 | 0 | 0 | 0 | |
| | | | | 55 | 2018 07 02 | 2019 12 12 | 0 | 0 | 0 | 0 | 0 | |
| | | | | 54 | 2017 12 21 | 2019 12 12 | 0 | 0 | 0 | 0 | 0 | |
| | | | | 43 | 2016 12 14 | 2019 12 12 | 0 | 0 | 0 | 0 | 0 | |
| | -- | -- | -- | -- | -- | -- | 1,180,000 | 0 | 0 | 2,050,000 | 2,980,000 | |

19.49% 9.1406% 0.5564%

0.4627% 0.0746% 0.0995%

√ □

| | | | | |
|--|--|--|------------|--|
| | | | | |
| | | | 2018 06 27 | |
| | | | 2018 07 02 | |

| | | | | | | | | | | | | |
|----|------|------|------|------|------|------|------|------|------|------|------|-----|
| | 1989 | 1996 | | | 1996 | 2007 | | | 2010 | 2013 | | |
| | | | 2013 | 12 | | | | | | | | |
| 2. | | | | | 1962 | 1982 | | | 1982 | 1986 | | |
| | | | 1986 | 2001 | | | 2001 | 2016 | 2016 | 10 | 2017 | |
| | | | | | | | 2017 | 5 | | | | |
| 3. | | | | | 1963 | | | | 1987 | 1996 | | |
| | | | | | 1996 | 2008 | | | 2009 | 2010 | | |
| | | 2010 | 2013 | | | | 2013 | 12 | | | | |
| 4. | | | | | 1973 | | | MBA | 1998 | 2010 | | |
| | | | | | | | | | | 2011 | | |
| | 2013 | 7 | | | | | | | | | | |
| 5. | | | | | 1962 | | | 1995 | IDG | | | |
| | | | | | 2009 | 2012 | | | | 2013 | 2016 | IDG |
| 6. | | | | | | | | | | | | |

2. 1965
 CDC 1999
 2012 2017
 3. 1976 6 1998 2002 2002
 2010 2010
 HRBP 2013 HRBP 2016 12
 1. “ ”
 2. “ ”
 3. 1962 1986 1996 2013
 1996 2003 2003
 12 2018 3
 4. 1972 1994 1998
 1998 2009 2009 2010
 2010 2012 2012 9 2013 12
 2015 10
 5. 1969 1992 1999 1999 2000
 2000 2001 2001 2002
 2002 2016 8 2016 9

√

√

| | | | |
|--|--|--|--|
| | | | |
| | | | |
| | | | |
| | | | |
| | | | |
| | | | |
| | | | |
| | | | |
| | | | |
| | | | |
| | | | |
| | | | |
| | | | |
| | | | |
| | | | |
| | | | |

| | GS-Solar(Cayman) Company Ltd. | | |
|--|---|--|--|
| | | | |
| | NetDragon Websoft Inc. | | |
| | Yeecare Holdings Co., Limited | | |
| | | | |
| | | | |
| | Microcare Network Inc. | | |
| | " " | | |
| | Superdata Technology (Asia) Limited | | |
| | New Channel International Education Group Limited | | |
| | Powerbooster Technologies (Cayman) Limited | | |
| | Titan Gas Technology Holdings Limited | | |
| | | | |
| | IDG | | |
| | | | |
| | | | |
| | | | |
| | | | |
| | | | |
| | | | |
| | | | |
| | | | |
| | | | |
| | | | |
| | | | |
| | | | |
| | | | |
| | | | |
| | | | |
| | | | |
| | | | |

| | IEEE | Fellow | |
|--|---|--------|--|
| | IET | Fellow | |
| | | | |
| | CICRE | | |
| | | | |
| | Modelling and Simulation in Engineering | | |
| | | | |
| | | | |
| | | | |
| | | | |
| | | | |
| | | | |
| | | | |

□ √

| | | | | | | |
|--|--|--|----|--|--------|--|
| | | | 56 | | 103.78 | |
|--|--|--|----|--|--------|--|

| | |
|--|-------|
| | 604 |
| | 2,249 |
| | 2,249 |
| | 2 |
| | |
| | |
| | 0 |
| | 161 |
| | 1,926 |
| | 28 |
| | 134 |
| | 2,249 |
| | |
| | |
| | 3 |
| | 115 |
| | 1,693 |
| | 406 |
| | 32 |
| | 2,249 |

2

“ ” “ ”

12 —
22,988.089 45.11% 2018 12 31
55 2.45% 36 2.01%
5.08% 4.31%

3

2018

“ ”

/

4

□ √

1

10%

2

3

10

4

4

3

1

5

6

□ √

□ √

1

| | | | | | |
|------|--|--------|------------|------------|---|
| 2018 | | 81.86% | 2018 01 26 | 2018 01 27 | http://www.cninfo.com.cn/cninfo-new/index |
| 2018 | | 79.91% | 2018 02 23 | 2018 02 24 | http://www.cninfo.com.cn/cninfo-new/index |
| 2017 | | 79.91% | 2018 04 20 | 2018 04 21 | http://www.cninfo.com.cn/cninfo-new/index |
| 2018 | | 71.27% | 2018 07 18 | 2018 07 19 | http://www.cninfo.com.cn/cninfo-new/index |
| 2018 | | 79.91% | 2018 09 03 | 2018 09 04 | http://www.cninfo.com.cn/cninfo-new/index |

1

| | |
|--|--|
| | |
| | |
| | |
| | |

2019 2018 2018 2018
 2017 2018 2018

□ √

1

□ √

2

| | | | | |
|--|---|---|---|---------|
| | 2019 04 01 | | | |
| | http://www.cninfo.com.cn/cninfo-new/index | | | |
| | | | | 100.00% |
| | | | | 100.00% |
| | | | | |
| | | | | |
| | 1 | 2 | 1 | 2 |
| | | 3 | | |
| | 4 | | | 5 |
| | 5 | | | |
| | | 6 | | |

| | | |
|--|-----|-----|
| | | |
| | 5% | 5% |
| | 30% | 30% |
| | 30% | 30% |
| | | 0 |
| | | 0 |
| | | 0 |
| | | 0 |

| | |
|--|--------------|
| | |
| | 2019 03 29 |
| | |
| | (2019) 10061 |
| | |

(2019) 10061

2018

“ ”

2018 12 31

2018

2018 12 31

“ ”

| | |
|---|--|
| | |
| <p>” (23)“ ” (27)“</p> <p>2018 8.60</p> <p>84.71%</p> | |

| | |
|---|--|
| | |
| <p>” (22)“ ” (41)“</p> <p>2018 /</p> <p>“ ” A</p> | |

| | | |
|----------------|--|-------------|
| • 2019 3 29 | | <hr/> <hr/> |
|----------------|--|-------------|

1

2018 12 31

| | | |
|--|------------------|------------------|
| | | |
| | | |
| | 856,264,678.49 | 716,415,509.71 |
| | | |
| | | |
| | | |
| | | |
| | 892,518,738.92 | 671,612,889.19 |
| | 42,344,473.53 | 24,632,467.47 |
| | 850,174,265.39 | 646,980,421.72 |
| | 20,993,488.47 | 21,198,242.04 |
| | | |
| | | |
| | | |
| | 37,105,278.47 | 36,763,629.45 |
| | | |
| | | |
| | | |
| | 90,535,844.62 | 73,295,560.33 |
| | | |
| | | |
| | 931,627.00 | 890,855.52 |
| | 1,898,349,655.97 | 1,520,176,686.24 |
| | | |
| | | |

| | | |
|--|------------------|------------------|
| | | |
| | | |
| | 147,330,118.60 | 57,771,246.60 |
| | | |
| | 17,298,343.82 | 12,331,561.33 |
| | 2,383,446.98 | |
| | | |
| | | |
| | 6,989,255.62 | 8,692,509.57 |
| | 10,054,348.67 | |
| | 31,404,852.49 | 31,404,852.49 |
| | 5,370,992.21 | 6,867,353.43 |
| | 9,274,303.48 | 7,781,912.27 |
| | | |
| | 230,105,661.87 | 124,849,435.69 |
| | 2,128,455,317.84 | 1,645,026,121.93 |
| | | |
| | 110,050,000.00 | |
| | | |
| | | |
| | | |
| | | |
| | | |
| | 184,092,717.94 | 104,937,398.80 |
| | 64,084,068.11 | 77,242,230.63 |
| | | |
| | | |
| | 114,783,535.27 | 77,231,218.52 |
| | 26,350,268.36 | 12,786,447.18 |
| | 238,627,365.99 | 164,317,617.00 |
| | 170,453.59 | |
| | | |
| | | |

| | | |
|--|------------------|------------------|
| | | |
| | | |
| | | |
| | | |
| | | |
| | 19,404,866.52 | 14,171,047.91 |
| | 757,392,822.19 | 450,685,960.04 |
| | | |
| | | |
| | | |
| | | |
| | | |
| | | |
| | | |
| | | |
| | 15,460,000.00 | 23,040,000.00 |
| | 232,500.00 | 290,625.00 |
| | | |
| | 15,692,500.00 | 23,330,625.00 |
| | 773,085,322.19 | 474,016,585.04 |
| | | |
| | 429,220,300.00 | 416,760,300.00 |
| | | |
| | | |
| | | |
| | 600,759,686.63 | 452,221,187.29 |
| | 224,603,670.16 | 153,236,709.00 |
| | | |
| | | |
| | 77,272,995.53 | 60,545,747.44 |
| | | |
| | 477,687,985.93 | 381,986,961.71 |
| | 1,360,337,297.93 | 1,158,277,487.44 |
| | -4,967,302.28 | 12,732,049.45 |

| | | |
|--|------------------|------------------|
| | 1,355,369,995.65 | 1,171,009,536.89 |
| | 2,128,455,317.84 | 1,645,026,121.93 |

| | | |
|--|------------------|------------------|
| | 6,978,922.19 | 6,740,676.18 |
| | | |
| | 23,528,884.61 | 8,520,081.59 |
| | 4,325,401.00 | 5,105,937.97 |
| | 9,274,303.48 | 7,143,139.04 |
| | | |
| | 335,535,427.98 | 243,792,900.85 |
| | 2,226,002,880.69 | 1,684,530,272.41 |
| | | |
| | 110,050,000.00 | |
| | | |
| | | |
| | 214,572,721.10 | 108,702,618.41 |

| | | |
|--|------------------|------------------|
| | | |
| | 13,192,500.00 | 20,540,000.00 |
| | 775,166,014.11 | 470,511,989.99 |
| | | |
| | 429,220,300.00 | 416,760,300.00 |
| | | |
| | | |
| | 602,386,046.83 | 451,330,201.35 |
| | 224,603,670.16 | 153,236,709.00 |
| | | |
| | | |
| | 77,272,995.53 | 60,545,747.44 |
| | 566,561,194.38 | 438,618,742.63 |
| | 1,450,836,866.58 | 1,214,018,282.42 |
| | 2,226,002,880.69 | 1,684,530,272.41 |

3

| | | |
|--|------------------|----------------|
| | | |
| | 1,015,475,539.46 | 782,935,041.04 |
| | 1,015,475,539.46 | 782,935,041.04 |
| | | |
| | | |
| | | |
| | 972,562,845.26 | 705,175,541.11 |
| | 509,956,363.00 | 387,859,645.48 |
| | | |
| | | |
| | | |
| | | |
| | | |
| | | |

| | | |
|-----|----------------|----------------|
| | 5,808,056.72 | 4,924,814.04 |
| | 122,902,251.41 | 88,841,325.12 |
| | 198,128,103.59 | 129,049,755.86 |
| | 124,268,188.39 | 96,167,843.83 |
| | -5,036,294.91 | -4,289,646.17 |
| | 2,015,775.94 | |
| | 7,204,705.84 | 4,422,212.13 |
| | 16,536,177.06 | 2,621,802.95 |
| | 24,614,501.02 | 32,694,932.24 |
| “ ” | 58,033,852.02 | 38,183,284.52 |
| | 49,724,400.30 | 36,134,422.97 |
| “ ” | | |
| “ ” | | |
| “ ” | -38,405.49 | -28,040.09 |
| “ ” | 125,522,641.75 | 148,609,676.60 |
| | 1,083,427.83 | 207,804.23 |
| | 1,306,362.34 | 357,053.93 |
| “ ” | 125,299,707.24 | 148,460,426.90 |
| | 13,333,358.35 | 10,359,213.47 |
| “ ” | 111,966,348.89 | 138,101,213.43 |
| “ ” | 111,966,348.89 | 138,101,213.43 |
| “ ” | | |
| | 133,683,046.76 | 139,136,836.46 |
| | -21,716,697.87 | -1,035,623.03 |
| | | |
| | | |

| | | |
|----|----------------|----------------|
| | | |
| 1. | | |
| 2. | | |
| | | |
| 1. | | |
| 2. | | |
| 3. | | |
| 4. | | |
| 5. | | |
| 6. | | |
| | | |
| | 111,966,348.89 | 138,101,213.43 |
| | 133,683,046.76 | 139,136,836.46 |
| | -21,716,697.87 | -1,035,623.03 |
| | | |
| | 0.3295 | 0.3710 |
| | 0.3290 | 0.3710 |

4

| | | |
|--|------------------|----------------|
| | | |
| | 1,001,126,942.53 | 774,475,927.52 |
| | 521,198,380.47 | 388,822,716.22 |
| | 5,686,467.78 | 4,785,071.06 |
| | 105,672,526.96 | 87,572,979.22 |

| | | |
|-----|----------------|----------------|
| | 153,105,034.85 | 118,680,009.12 |
| | 108,052,695.08 | 92,850,278.36 |
| | -5,984,951.78 | -3,222,592.71 |
| | 2,015,775.94 | 0.00 |
| | 8,133,957.45 | 3,352,407.00 |
| | 14,847,580.26 | 3,147,910.48 |
| | 24,483,501.02 | 32,622,599.22 |
| “ ” | 57,204,050.37 | 38,688,312.86 |
| | 49,758,772.35 | 36,134,422.97 |
| “ ” | | |
| “ ” | -38,405.49 | 17,700.00 |
| “ ” | 180,198,354.81 | 153,168,167.85 |
| | 1,064,508.54 | 207,414.56 |
| | 1,306,362.34 | 356,168.99 |
| “ ” | 179,956,501.01 | 153,019,413.42 |
| | 12,684,020.07 | 10,202,028.50 |
| “ ” | 167,272,480.94 | 142,817,384.92 |
| “ ” | 167,272,480.94 | 142,817,384.92 |
| “ ” | | |
| | | |
| | | |
| 1. | | |
| 2. | | |
| | | |
| 1. | | |

| | | |
|----|----------------|----------------|
| 2. | | |
| 3. | | |
| 4. | | |
| 5. | | |
| 6. | | |
| | 167,272,480.94 | 142,817,384.92 |
| | | |
| | 0.4124 | 0.3808 |
| | 0.4117 | 0.3808 |

5

| | | |
|--|----------------|----------------|
| | | |
| | | |
| | 853,035,064.78 | 754,910,279.70 |
| | | |
| | | |
| | | |
| | | |
| | | |
| | | |
| | | |
| | | |
| | | |
| | | |
| | 6,764,101.02 | 3,314,745.24 |
| | 54,283,502.94 | 54,362,385.98 |
| | 914,082,668.74 | |

| | | |
|--|----------------|----------------|
| | | |
| | | |
| | | |
| | | |
| | | |
| | 440,144,974.26 | 347,379,285.60 |
| | 66,732,965.35 | 46,404,592.61 |
| | 157,263,696.38 | 152,945,851.87 |
| | 911,440,679.87 | 763,873,097.38 |
| | 2,641,988.87 | 48,714,313.54 |
| | | |
| | 465,740,000.00 | 9,610,000.00 |
| | 8,309,451.72 | 2,048,861.55 |
| | 306,525.00 | 49,630.00 |
| | | |
| | | |
| | 474,355,976.72 | 11,708,491.55 |
| | 24,291,077.98 | 9,902,775.77 |
| | 503,690,000.00 | 4.00 |
| | | |
| | | 2,786,411.35 |
| | | |
| | 527,981,077.98 | 12,689,191.12 |
| | -53,625,101.26 | -980,699.57 |
| | | |
| | 104,243,320.00 | 353,916,009.00 |
| | 1,500,000.00 | |
| | 110,050,000.00 | |
| | | |

| | | |
|--|----------------|----------------|
| | | |
| | 214,293,320.00 | 353,916,009.00 |
| | | |
| | 311,496.00 | |
| | 23,100,096.80 | |
| | | |
| | | |
| | 23,411,592.80 | |
| | 190,881,727.20 | 353,916,009.00 |
| | | |
| | 139,898,614.81 | 401,649,622.97 |
| | 712,401,770.71 | 310,752,147.74 |
| | 852,300,385.52 | 712,401,770.71 |

6

| | | |
|--|----------------|----------------|
| | | |
| | | |
| | 835,057,370.31 | 738,589,445.05 |
| | 6,764,101.02 | 3,267,224.22 |
| | 53,899,739.49 | 73,693,724.89 |
| | 895,721,210.82 | 815,550,394.16 |
| | 258,264,679.26 | 215,491,448.26 |
| | 362,588,069.02 | 342,056,441.97 |
| | 66,021,571.65 | 44,690,442.37 |
| | 137,441,543.66 | 168,540,123.19 |
| | 824,315,863.59 | 770,778,455.79 |
| | 71,405,347.23 | 44,771,938.37 |
| | | |
| | 437,506,083.49 | 19,610,000.00 |
| | 7,445,278.02 | 2,048,861.55 |

| | | |
|--|-----------------|----------------|
| | 303,445.00 | 119,534.22 |
| | | |
| | 10,100,000.00 | |
| | 455,354,806.51 | 21,778,395.77 |
| | 12,787,446.14 | 6,795,256.88 |
| | 469,296,999.00 | |
| | | 25,010,100.00 |
| | 81,600,000.00 | |
| | 563,684,445.14 | 31,805,356.88 |
| | -108,329,638.63 | -10,026,961.11 |
| | | |
| | 102,743,320.00 | 353,916,009.00 |
| | 110,050,000.00 | |
| | | |
| | | |
| | 212,793,320.00 | 353,916,009.00 |
| | | |
| | 311,496.00 | |
| | 23,100,096.80 | |
| | | |
| | 23,411,592.80 | |
| | 189,381,727.20 | 353,916,009.00 |
| | | |
| | 152,457,435.80 | 388,660,986.26 |
| | 644,221,630.45 | 255,560,644.19 |
| | 796,679,066.25 | 644,221,630.45 |

| 60,545,747.44 | | 381,986,961.71 | 12,732,049.45 | 1,171,009,536.89 |
|---------------|--|----------------|----------------|------------------|
| | | | | |
| | | | | |
| | | | | |
| | | | | |
| 60,545,747.44 | | 381,986,961.71 | 12,732,049.45 | 1,171,009,536.89 |
| 16,727,248.09 | | 95,701,024.22 | -17,699,351.73 | 184,360,458.76 |

| | | | | | | | | | | | | | | |
|---|--------|--|--|--|--|---------|---------|--|--------|--|----------|---------|----------|---------|
| | | | | | | | | | 248.09 | | 248.09 | | | |
| 2 | | | | | | | | | | | | | 0.00 | |
| 3 | | | | | | -599,77 | | | | | -21,254, | | -20,654, | |
| | | | | | | 5.30 | | | | | 774.45 | | 999.15 | |
| 4 | | | | | | | | | | | | | | |
| | | | | | | | | | | | | | | |
| 1 | | | | | | | | | | | | | | |
| 2 | | | | | | | | | | | | | | |
| 3 | | | | | | | | | | | | | | |
| 4 | | | | | | | | | | | | | | |
| 5 | | | | | | | | | | | | | | |
| | | | | | | | | | | | | | | |
| 1 | | | | | | | | | | | | | | |
| 2 | | | | | | | | | | | | | | |
| | | | | | | | | | | | | | | |
| | 429,22 | | | | | 600,759 | 224,603 | | | | 77,272, | 477,687 | -4,967,3 | 1,355,3 |
| | 0,300. | | | | | ,686.63 | ,670.16 | | | | 995.53 | ,985.93 | 02.28 | 69,995. |
| | 00 | | | | | | | | | | | | | 65 |

| | | | | | | | | | | | | | | |
|--|--------|--|--|--|--|---------|--|--|--|--|---------|---------|------|---------|
| | | | | | | | | | | | | | | |
| | | | | | | | | | | | | | | |
| | | | | | | | | | | | | | | |
| | | | | | | | | | | | | | | |
| | 360,00 | | | | | 146,209 | | | | | 46,264, | 257,131 | 0.00 | 809,604 |
| | 0,000. | | | | | ,029.40 | | | | | 008.94 | ,863.75 | | ,902.09 |
| | 00 | | | | | | | | | | | | | |
| | | | | | | | | | | | | | | |

| | | | | | | | | | | | | | |
|-----|----------------|------|------|------|----------------|----------------|------|------|---------------|------|----------------|---------------|----------------|
| | | | | | | | | | | | | | |
| | | | | | | | | | | | | | |
| | | | | | | | | | | | | | |
| | 360,000,000.00 | 0.00 | 0.00 | 0.00 | 146,209,029.40 | 0.00 | 0.00 | 0.00 | 46,264,008.94 | 0.00 | 257,131,863.75 | 0.00 | 809,604,902.09 |
| “ ” | 56,760,300.00 | 0.00 | 0.00 | 0.00 | 306,012,157.89 | 153,236,709.00 | 0.00 | 0.00 | 14,281,738.50 | 0.00 | 124,855,097.96 | 12,732,049.45 | 361,404,634.80 |
| | | | | | | | | | | | 139,136,836.46 | -1,035,623.03 | 138,101,213.43 |
| | 56,760,300.00 | 0.00 | 0.00 | 0.00 | 306,012,157.89 | 153,236,709.00 | 0.00 | 0.00 | 0.00 | 0.00 | 0.00 | 13,767,672.48 | 223,303,421.37 |
| 1 | 56,760,300.00 | | | | | | | | | | | | |

| | | | | | | | | | | | | | |
|---|----------------|------|------|------|----------------|----------------|------|------|---------------|------|----------------|---------------|------------------|
| | | | | | | | | | | | | | |
| 3 | | | | | | | | | | | | | |
| 4 | | | | | | | | | | | | | |
| 5 | | | | | | | | | | | | | |
| | | | | | | | | | | | | | |
| 1 | | | | | | | | | | | | | |
| 2 | | | | | | | | | | | | | |
| | | | | | | | | | | | | | |
| | 416,760,300.00 | 0.00 | 0.00 | 0.00 | 452,221,187.29 | 153,236,709.00 | 0.00 | 0.00 | 60,545,747.44 | 0.00 | 381,986,961.71 | 12,732,049.45 | 1,171,009,536.89 |

8

| | | | | | | | | | | | | | |
|-----|----------------|------|------|------|----------------|----------------|------|------|---------------|----------------|------------------|--|--|
| | | | | | | | | | | | | | |
| | | | | | | | | | | | | | |
| | | | | | | | | | | | | | |
| | 416,760,300.00 | | | | 451,330,201.35 | 153,236,709.00 | | | 60,545,747.44 | 438,618,742.63 | 1,214,018,282.42 | | |
| | | | | | | | | | | | | | |
| | | | | | | | | | | | | | |
| | 416,760,300.00 | 0.00 | 0.00 | 0.00 | 451,330,201.35 | 153,236,709.00 | 0.00 | 0.00 | 60,545,747.44 | 438,618,742.63 | 1,214,018,282.42 | | |
| “ ” | 12,460,000.00 | 0.00 | 0.00 | 0.00 | 151,055,845.48 | 71,366,961.16 | 0.00 | 0.00 | 16,727,248.09 | 127,942,451.75 | 236,818,584.16 | | |
| | | | | | | | | | | 167,272,480.94 | 167,272,480.94 | | |
| | 12,460,000.00 | 0.00 | 0.00 | 0.00 | 151,055,845.48 | 71,966,736.46 | 0.00 | 0.00 | 0.00 | 0.00 | 91,549,109.02 | | |

| | | | | | | | | | | | |
|---|---------------|------|------|------|--------------|----------------|------|------|---------------|----------------|----------------|
| 1 | 12,484,000.00 | | | | 0,259,320.00 | 102,743,320.00 | | | | | 0.00 |
| 2 | | | | | | | | | | | 0.00 |
| 3 | | | | | 1,084,021.48 | -30,465,087.54 | | | | | 91,549,109.02 |
| 4 | -24,000.00 | | | | 287,496.00 | -311,496.00 | | | | | 0.00 |
| | 0.00 | 0.00 | 0.00 | 0.00 | 0.00 | -599,775.30 | 0.00 | 0.00 | 16,727,248.09 | -37,982,022.54 | -20,654,999.15 |
| 1 | | | | | | | | | 16,727,248.09 | -16,727,248.09 | 0.00 |
| 2 | | | | | | -599,775.30 | | | | -21,254,774.45 | -20,654,999.15 |
| 3 | | | | | | | | | | | 0.00 |
| | | | | | | | | | | | 0.00 |
| 1 | | | | | | | | | | | 0.00 |
| 2 | | | | | | | | | | | 0.00 |
| 3 | | | | | | | | | | | 0.00 |
| 4 | | | | | | | | | | | 0.00 |
| 5 | | | | | | | | | | | 0.00 |

| | 360,000, 000.00 | | | | 146,209,0 29.40 | | | | 46,264,00 8.94 | 310,083 ,096.21 | 862,556,1 34.55 |
|-----|--------------------|------|------|------|--------------------|--------------------|------|------|-------------------|--------------------|--------------------|
| | | | | | | | | | | | 0.00 |
| | | | | | | | | | | | 0.00 |
| | | | | | | | | | | | 0.00 |
| | 360,000, 000.00 | 0.00 | 0.00 | 0.00 | 146,209,0 29.40 | 0.00 | 0.00 | 0.00 | 46,264,00 8.94 | 310,083 ,096.21 | 862,556,1 34.55 |
| “ ” | 56,760,3 00.00 | 0.00 | 0.00 | 0.00 | 305,121,1 71.95 | 153,236,7 09.00 | 0.00 | 0.00 | 14,281,73 8.50 | 128,535 ,646.42 | 351,462,1 47.87 |
| | | | | | | | | | | | |

| | | | | | | | | | | | | |
|---|--|--|--|--|--|--|--|--|--|--|--|--|
| | | | | | | | | | | | | |
| 3 | | | | | | | | | | | | |
| | | | | | | | | | | | | |

1

“ ” 2006 2 15 — 15 —

2

12

(12)

(21)

(32)

(28)

(11)

1

2018
2018

2018 12 31

2

1 1 12 31

3

12

4

5

1

В μH бЭJa Ä

a

b

c

(2)

a

b

c

d

e

8 —

8 —

8

9

1

2

10

1

a

•

•

•

12

•

12

12

12

12

12

b

c

50%

20%

20%

50%

50%

d

(1)

(3)

(2)

2

3

11

1

| | |
|--|-----|
| | 100 |
| | |

| | |
|--|--|
| | |
|--|--|

2

| | |
|--|--|
| | |
| | |

√ □

| 0-1 | 0-1% | 0-1% |
|-----|---------|---------|
| 1 2 | 10.00% | 10.00% |
| 2 3 | 20.00% | 20.00% |
| 3 4 | 50.00% | 50.00% |
| 4 5 | 70.00% | 70.00% |
| 5 | 100.00% | 100.00% |

□ √

□ √

3

| | |
|--|--|
| | |
| | |

12

1

2

3

(22) .

4

5

13

14

1

2

3

4

22)

(

15

16

1

2

| | | 8 | 0% | 12.50% |
|--|--|-----|----|---------------|
| | | 3-5 | 0% | 20.00% 33.33% |
| | | 3 | 0% | 33.33% |
| | | 20 | 0% | 5% |

3

(22)

4

3

2

3

5

1

4

17

| | | | |
|--|---|----|--------|
| | | | |
| | 8 | 0% | 12.50% |
| | 5 | 0% | 20.00% |

(22)

2

-
-
-
-
-

22

23

24

1

2

3

4


25

26

“ ” “ ”

27

28



29

30

/

•

•

31

1

2

32

1

2

3

4

33

1

√ □

| 2018 2018 [2018]15 2018 | 2018 10 26 | |
|----------------------------------|------------|--|

(a)

| | | |
|--|--|-----------------|
| | | |
| | | 2017 12 31 |
| | | -646,980,421.72 |
| | | -24,632,467.47 |
| | | 671,612,889.19 |

| | | |
|--|--|----------------|
| | | |
| | | 2017 |
| | | 96,167,843.83 |
| | | -96,167,843.83 |

(b)

| | | |
|--|--|-----------------|
| | | |
| | | 2017 12 31 |
| | | -638,945,288.60 |
| | | -24,280,467.47 |
| | | 663,225,756.07 |

| | | |
|--|--|----------------|
| | | |
| | | 2017 |
| | | 92,850,278.36 |
| | | -92,850,278.36 |

2

□ √

34**1**

| | | |
|--|--|------------|
| | | |
| | | 17% 16% 6% |
| | | 7% |

| | | | | |
|--|--|-----|-----|-----|
| | | 10% | 20% | 25% |
| | | 3% | | |
| | | 2% | | |

| | |
|--|-----|
| | |
| | 10% |
| | 20% |
| | 25% |

2

(a) [2016]49 “49 ”

2012 27

2015 76

2018 49

10%

2018

22,309,964.27

(b) “ ”

100 100

2018

50%

20%

(c) 6% 17%

2011 10 13

[2011]100

17%

3%

6,764,101.02

12 —

3

[2018]32

2018 5 1

17%

16%

2018 5 1

17%

16%

1

| | | |
|--|--|--|
| | | |
|--|--|--|

| | | |
|--|----------------|----------------|
| | 136.10 | 129.57 |
| | 852,302,383.99 | 712,401,641.14 |
| | 3,962,158.40 | 4,013,739.00 |
| | 856,264,678.49 | 716,415,509.71 |
| | 136.10 | 129.57 |

2018 12 31 3,962,158.40
2017 12 31 4,013,739.00

2

| | | |
|--|--|--|
| | | |
|--|--|--|

3

√

4

| | | |
|--|----------------|----------------|
| | | |
| | 42,344,473.53 | 24,632,467.47 |
| | 850,174,265.39 | 646,980,421.72 |
| | 892,518,738.92 | 671,612,889.19 |

1

1)

| | | |
|--|---------------|---------------|
| | | |
| | 42,344,473.53 | 24,632,467.47 |
| | 42,344,473.53 | 24,632,467.47 |

2)

| | |
|--|--|
| | |
|--|--|

3)

| | | |
|--|--|--|
| | | |
|--|--|--|

4)



| | | |
|--|--|--|
| | | |
|--|--|--|

□ √

12 —

2)

13,403,013.99

0

| | | |
|--|--|--|
| | | |
|--|--|--|

3)

| | |
|--|--------------|
| | |
| | 2,822,320.00 |

| | | | | | |
|--|--|--|--|--|--|
| | | | | | |
|--|--|--|--|--|--|

4)

| | | | |
|------------|----------------|---------------|--------|
| 2018 12 31 | | | |
| | 215,415,222.94 | 11,483,691.35 | 24.21% |

5)

6)

5

1

| | | | |
|---|---------------|--------|-----------------------|
| | | | |
| 1 | 17,830,474.46 | 84.93% | 21,198,242.04 100.00% |

| | | | | | |
|---|---|---------------|--------|---------------|----|
| 1 | 2 | 3,163,014.01 | 15.07% | | |
| | | 20,993,488.47 | -- | 21,198,242.04 | -- |

1

2018 12 31

3,807,634.31 2017 12 31 0.00

2

| | | |
|------------|--------------|--------|
| 2018 12 31 | | |
| | 6,150,589.50 | 29.30% |

6

| | | |
|--|---------------|---------------|
| | | |
| | 37,105,278.47 | 36,763,629.45 |
| | 37,105,278.47 | 36,763,629.45 |

1

1)

| | | |
|--|--|--|
| | | |
|--|--|--|

2)

| | | | | |
|--|--|--|--|--|
| | | | | |
|--|--|--|--|--|

2

1)

| | | |
|-----|--|--|
| () | | |
|-----|--|--|

2)

| | | | | | |
|---|---|--|--|--|--|
| (|) | | | | |
|---|---|--|--|--|--|

3


1)

| | 37,538,256.55 | 100.00% | 432,978.08 | 1.15% | 37,105,278.47 | 38,992,998.86 | 100.00% | 2,229,369.41 | 5.72% | 36,763,629.45 |
|--|---------------|---------|------------|-------|---------------|---------------|---------|--------------|-------|---------------|
| | 37,538,256.55 | 100.00% | 432,978.08 | 1.15% | 37,105,278.47 | 38,992,998.86 | 100.00% | 2,229,369.41 | 5.72% | 36,763,629.45 |

✓

✓

| 1 | | | | |
|---|---|---------------|------------|--------|
| 1 | | 37,307,501.76 | 359,385.53 | 0.96% |
| 1 | 2 | 38,584.16 | 3,858.42 | 10.00% |





| | | | | | |
|--|----|--------------|----|--------|-----------|
| | | 955,000.00 | | 2.54% | 9,550.00 |
| | -- | 9,660,181.92 | -- | 25.73% | 96,601.82 |

6)

| | | | | | |
|--|--|--|--|--|--|
| | | | | | |
|--|--|--|--|--|--|

7)

8)

7

1

| | | | | | | |
|--|---------------|------------|---------------|---------------|------------|---------------|
| | | | | | | |
| | 77,924,917.07 | 364,211.50 | 77,560,705.57 | 61,304,198.12 | 311,265.62 | 60,992,932.50 |
| | 12,975,139.05 | | 12,975,139.05 | 12,302,627.83 | | 12,302,627.83 |
| | 90,900,056.12 | 364,211.50 | 90,535,844.62 | 73,606,825.95 | 311,265.62 | 73,295,560.33 |

4 —

1 —

5 —

11 —

2

| | | | | | |
|--|--|--|--|--|--|
| | | | | | |
| | | | | | |

| | | | | | | |
|--|------------|-----------|--|--|--|------------|
| | 311,265.62 | 52,945.88 | | | | 364,211.50 |
| | 311,265.62 | 52,945.88 | | | | 364,211.50 |

3

4

| | |
|--|--|
| | |
|--|--|

8

| | | | | |
|--|--|--|--|--|
| | | | | |
|--|--|--|--|--|

9

| | | |
|--|--|--|
| | | |
|--|--|--|

10

| | | |
|--|------------|------------|
| | | |
| | 931,627.00 | 890,783.83 |
| | | 71.69 |
| | 931,627.00 | 890,855.52 |

11

1

| | | | | | | |
|--|--|--|--|--|--|--|
| | | | | | | |
| | | | | | | |

2

| | | | | |
|--|--|--|--|--|
| | | | | |
|--|--|--|--|--|

3

| | | | | | | | | | |
|--|--|--|--|--|--|--|--|--|--|
| | | | | | | | | | |
| | | | | | | | | | |

4

| | | | | |
|--|--|--|--|--|
| | | | | |
|--|--|--|--|--|

5

| | | | | | | |
|--|--|--|--|--|--|--|
| | | | | | | |
|--|--|--|--|--|--|--|

12

1

| | | | | | | |
|--|--|--|--|--|--|--|
| | | | | | | |
| | | | | | | |

2

| | | | | |
|--|--|--|--|--|
| | | | | |
|--|--|--|--|--|

3

13

1

| | | | | | | | |
|--|--|--|--|--|--|--|--|
| | | | | | | | |
| | | | | | | | |

2

3

14



| | | | | | | | | | | | |
|-------|-------------------|-------------------|--|-------------------|------|------------------|------|------|-------|--------------------|--|
| (iii) | | | | | | | | | | | |
| (iv) | | 1,500,000 .00 | | -648,343. 64 | | | | | | 851,656.3 6 | |
| | 4.00 | | | | | | | | -1.00 | 3.00 | |
| | 57,771,24 6.60 | 33,950,00 0.00 | | 49,722,90 0.86 | 0.00 | 1,884,472 .70 | 0.00 | 0.00 | -1.00 | 143,328,6 19.16 | |
| | | | | | | | | | | | |
| “ | | 4,000,000 .00 | | 1,499.44 | | | | | | 4,001,499 .44 | |
| ” (v) | | | | | | | | | | | |
| | | 4,000,000 .00 | | 1,499.44 | | | | | | 4,001,499 .44 | |

| | | | | |
|-----------|-----------|-----|---------------|---------------|
| (v) | | “ ” | | |
| | 2016 5 11 | | 12,000,000.00 | 11,000,000.00 |
| 2018 3 12 | | | 4,000,000.00 | |
| | 25% | | | |

3

15

1

□ √

2

□ √

3

| | | |
|--|--|--|
| | | |
|--|--|--|

16

| | | |
|--|---------------|---------------|
| | | |
| | 17,298,343.82 | 12,331,561.33 |
| | 17,298,343.82 | 12,331,561.33 |

1

| | | | | | |
|----|------------|---------------|--------------|--------------|---------------|
| | | | | | |
| | | | | | |
| 1. | 642,118.00 | 19,142,738.72 | 5,035,501.29 | 6,774,994.63 | 31,595,352.64 |
| 2. | | | | | |
| 1 | 238,700.00 | 8,757,249.76 | 710,746.66 | | 9,706,696.42 |
| 2 | | | | | |

| | | | | | |
|----|------------|---------------|--------------|--------------|---------------|
| | | | | | |
| 3 | | | | | |
| | | | | | |
| 3. | | | | | |
| 1 | 529,318.00 | 2,332,532.07 | 50,505.37 | | 2,912,355.44 |
| | | | | | |
| 4. | 351,500.00 | 25,567,456.41 | 5,695,742.58 | 6,774,994.63 | 38,389,693.62 |
| | | | | | |
| 1. | 112,195.48 | 14,925,912.79 | 3,952,736.32 | 272,946.72 | 19,263,791.31 |
| 2. | | | | | |
| 1 | 104,528.86 | 3,067,468.42 | 793,139.71 | 338,749.92 | 4,303,886.91 |
| | | | | | |
| 3. | | | | | |
| 1 | 180,567.68 | 2,245,255.37 | 50,505.37 | | 2,476,328.42 |
| | | | | | |
| 4. | 36,156.66 | 15,748,125.84 | 4,695,370.66 | 611,696.64 | 21,091,349.80 |
| | | | | | |
| 1. | | | | | |
| 2. | | | | | |
| 1 | | | | | |
| | | | | | |
| 3. | | | | | |
| 1 | | | | | |
| | | | | | |
| 4. | | | | | |
| | | | | | |
| 1. | 315,343.34 | 9,819,330.57 | 1,000,371.92 | 6,163,297.99 | 17,298,343.82 |
| 2. | 529,922.52 | 4,216,825.93 | 1,082,764.97 | 6,502,047.91 | 12,331,561.33 |

| | | | | | |
|--|--|--|--|--|--|
| | | | | | |
|--|--|--|--|--|--|

3

| | | | | |
|--|--|--|--|--|
| | | | | |
|--|--|--|--|--|

4

| | |
|--|--|
| | |
|--|--|

5

| | | |
|--|--|--|
| | | |
|--|--|--|

| | | | | | | | |
|------|------------|------------|--------------|------------|--------------|------------|-------------------|
| 2018 | | | 4,303,886.91 | 2017 | 3,534,294.14 | | |
| | | | 1,747,924.45 | 153,270.16 | 1,383,163.09 | 880,209.66 | 2017 1,473,372.04 |
| | 102,743.00 | 616,361.63 | 1,341,817.47 | | | | |
| 2018 | 12 | 31 | | | | | |
| 2018 | 12 | 31 | | | | | |
| 2018 | 12 | 31 | | | | | |

6

| | | |
|--|--|--|
| | | |
|--|--|--|

17

| | | |
|--|--|--------------|
| | | |
| | | 2,383,446.98 |
| | | 2,383,446.98 |

1

| | | | | | | |
|--|--------------|--|--------------|--|--|--|
| | | | | | | |
| | | | | | | |
| | 2,383,446.98 | | 2,383,446.98 | | | |
| | 2,383,446.98 | | 2,383,446.98 | | | |

2

| | | | | | | | | | | | | | |
|--|--|--|--|--|--|--|--|--|--|--|--|--|--|
| | | | | | | | | | | | | | |
|--|--|--|--|--|--|--|--|--|--|--|--|--|--|

3

| | | |
|--|--|--|
| | | |
|--|--|--|

4

| | | | | | | |
|--|--|--|--|--|--|--|
| | | | | | | |
| | | | | | | |

18**1** √**2** √

19

□ √

20

1

5 —

| | | | | | | | |
|----|--|--|--|--------------|---------------|---------------|---------------|
| | | | | | | | |
| 1. | | | | 3,100,000.00 | 42,818,965.77 | 11,734,078.33 | 57,653,044.10 |
| 2. | | | | | | | |
| 1 | | | | | 445,378.86 | | 445,378.86 |
| 2 | | | | | | 874,078.97 | 874,078.97 |
| 3 | | | | | | | |
| | | | | | | | |
| 3. | | | | | | | |
| 1 | | | | | | | |
| | | | | | | | |
| 4. | | | | 3,100,000.00 | 43,264,344.63 | 12,608,157.30 | 58,972,501.93 |
| | | | | | | | |
| 1. | | | | 1,162,500.00 | 41,910,855.20 | 5,887,179.33 | 48,960,534.53 |
| 2. | | | | | | | |
| 1 | | | | 387,500.04 | 308,297.52 | 2,326,914.22 | 3,022,711.78 |
| | | | | | | | |

| | | | | | | | |
|----|--|--|--|--------------|---------------|--------------|---------------|
| 3. | | | | | | | |
| 1 | | | | | | | |
| | | | | | | | |
| 4. | | | | 1,550,000.04 | 42,219,152.72 | 8,214,093.55 | 51,983,246.31 |
| | | | | | | | |
| 1. | | | | | | | |
| 2. | | | | | | | |
| 1 | | | | | | | |
| | | | | | | | |
| 3. | | | | | | | |
| 1 | | | | | | | |
| | | | | | | | |
| 4. | | | | | | | |
| | | | | | | | |
| 1. | | | | 1,549,999.96 | 1,045,191.91 | 4,394,063.75 | 6,989,255.62 |
| 2. | | | | 1,937,500.00 | 908,110.57 | 5,846,899.00 | 8,692,509.57 |

62.87%

2

| | | |
|--|--|--|
| | | |
|--|--|--|

21

| | | | | | | | |
|--|--|---------------|--|--|--|--|---------------|
| | | | | | | | |
| | | 10,054,348.67 | | | | | 10,054,348.67 |
| | | 10,054,348.67 | | | | | 10,054,348.67 |

1 2018 5 1

2

3 2018 12 31

2500

40%

22

1

| | | | | | |
|-----|---------------|--|---------------|---------------|---------------|
| | | | | | |
| (a) | 8,520,081.59 | | | | 8,520,081.59 |
| (b) | 15,008,803.02 | | | 15,008,803.02 | |
| (c) | 7,875,967.88 | | | | 7,875,967.88 |
| (b) | | | 15,008,803.02 | | 15,008,803.02 |
| | 31,404,852.49 | | 15,008,803.02 | 15,008,803.02 | 31,404,852.49 |

2

| | | | | |
|--|--|--|--|--|
| | | | | |
|--|--|--|--|--|

| | | |
|--|--------------|---------------|
| | 2018 12 31 | 2017 12 31 |
| | 8,520,081.59 | 8,520,081.59 |
| | | 15,008,803.02 |
| | 7,875,967.88 | 7,875,967.88 |

| | | |
|--|---------------|---------------|
| | 15,008,803.02 | |
| | 31,404,852.49 | 31,404,852.49 |

| | 2018 12 31 | | |
|-----|------------|--------|---------|
| | | | |
| | 12% | 3-10% | 15%-25% |
| | 41%% | 59% | 29%-41% |
| () | 13.32% | 13.26% | 17.34% |

2018 12

24

/

1

| | 37,788,886.17 | 3,778,888.62 | 31,727,741.00 | 2,946,982.66 |
|--|---------------|--------------|---------------|--------------|
| | 638,488.01 | 63,848.80 | 616,514.86 | 61,651.49 |
| | 17,406,652.17 | 1,740,665.22 | 8,065,945.00 | 806,594.50 |
| | 2,995,957.39 | 299,595.74 | 4,911,373.16 | 491,137.32 |
| | 12,960,000.00 | 1,296,000.00 | 23,040,000.00 | 2,679,000.00 |
| | 20,953,050.94 | 2,095,305.10 | 7,965,462.95 | 796,546.30 |
| | 92,743,034.68 | 9,274,303.48 | 76,327,036.97 | 7,781,912.27 |

2

| | 1,550,000.00 | 232,500.00 | 1,937,500.00 | 290,625.00 |
|--|--------------|------------|--------------|------------|
| | 1,550,000.00 | 232,500.00 | 1,937,500.00 | 290,625.00 |

3

| | | | | |
|--|--|--------------|--|--------------|
| | | | | |
| | | 9,274,303.48 | | 7,781,912.27 |
| | | 232,500.00 | | 290,625.00 |

4

| | | | |
|--|--|--------------|--------------|
| | | | |
| | | 4,028,810.45 | 2,340,553.65 |

| | | |
|--|---------------|---------------|
| | 86,395,611.03 | 33,188,035.07 |
| | 90,424,421.48 | 35,528,588.72 |

5

| | | | |
|------|---------------|---------------|----|
| | | | |
| 2019 | 18,910,613.58 | 18,910,613.58 | |
| 2020 | 6,370,131.52 | 6,370,131.52 | |
| 2021 | 3,044,879.61 | 3,044,879.61 | |
| 2022 | 4,862,410.36 | 4,862,410.36 | |
| 2023 | 53,207,575.96 | | |
| | 86,395,611.03 | 33,188,035.07 | -- |

25

| | | |
|--|--|--|
| | | |
|--|--|--|

26

1

| | | |
|--|----------------|--|
| | | |
| | 110,050,000.00 | |
| | 110,050,000.00 | |

2018 12 31

5.0025% 5.4625%

2

| | | | |
|--|--|--|--|
| | | | |
|--|--|--|--|

27

| | | |
|--|--|--|
| | | |
|--|--|--|

28

□ √

29

| | | |
|--|----------------|----------------|
| | | |
| | 184,092,717.94 | 104,937,398.80 |
| | 184,092,717.94 | 104,937,398.80 |

1

| | | |
|--|--|--|
| | | |
|--|--|--|

2

| | | |
|--|----------------|----------------|
| | | |
| | 161,861,104.17 | 96,211,143.68 |
| | 4,409,055.86 | 1,624,026.40 |
| | 17,822,557.91 | 7,102,228.72 |
| | 184,092,717.94 | 104,937,398.80 |

3

1

| | | |
|--|---------------|----|
| | | |
| | 31,304,566.55 | |
| | 31,304,566.55 | -- |

3

1,572,621.11

21,361,536.92

21,874,823.14

1,036D1052

0 scn (87)13.

| | | |
|--|----------------|----------------|
| | 238,456,912.40 | 164,317,617.00 |
| | 238,627,365.99 | 164,317,617.00 |

1

| | | |
|--|------------|--|
| | | |
| | 170,453.59 | |
| | 170,453.59 | |

| | | |
|--|--|--|
| | | |
|--|--|--|

2

1)

| | | |
|------|----------------|----------------|
| | | |
| (47) | 224,603,670.16 | 153,236,709.00 |
| | 7,904,882.87 | 6,896,544.44 |
| | 4,527,175.47 | 3,428,086.27 |
| | 1,421,183.90 | 756,277.29 |
| | 238,456,912.40 | 164,317,617.00 |

2) 1

| | | |
|--|----------------|----|
| | | |
| | 121,860,350.16 | |
| | 121,860,350.16 | -- |

34

| | | |
|--|--|--|
| | | |
|--|--|--|

35

| | | |
|--|--|--|
| | | |
|--|--|--|

36

| | 18,766,378.51 | 13,554,533.05 |
|--|---------------|---------------|
| | 638,488.01 | 616,514.86 |

2

| | | |
|--|--|--|
| | | |
|--|--|--|

| | | |
|--|--|--|
| | | |
|--|--|--|

| | | |
|--|--|--|
| | | |
|--|--|--|

41

| | | | |
|--|--|--|--|
| | | | |
|--|--|--|--|

42

| | | | | | |
|--|---------------|--------------|--------------|---------------|----|
| | | | | | |
| | 23,040,000.00 | 1,820,000.00 | 9,400,000.00 | 15,460,000.00 | |
| | 23,040,000.00 | 1,820,000.00 | 9,400,000.00 | 15,460,000.00 | -- |

| | | | | | | | | |
|------|---------------|--------------|--|--|--|--|---------------|---|
| | | | | | | | | / |
| 2014 | 11,000,000.00 | | | | | | 11,000,000.00 | |
| | 140,000.00 | 1,820,000.00 | | | | | 1,960,000.00 | |

| | | | | | | | | |
|------|--------------|--|--|--------------|--|--|--------------|--|
| | | | | | | | | |
| 2015 | 5,000,000.00 | | | 5,000,000.00 | | | | |
| 2015 | 1,500,000.00 | | | 1,500,000.00 | | | | |
| | 500,000.00 | | | 500,000.00 | | | | |
| 2016 | 1,500,000.00 | | | 1,500,000.00 | | | | |
| | 2,500,000.00 | | | | | | 2,500,000.00 | |
| 2017 | 900,000.00 | | | 900,000.00 | | | | |

43

| | | |
|--|--|--|
| | | |
|--|--|--|

44

| | | | | | | | |
|--|----------------|---------------|--|--|------------|---------------|----------------|
| | | + — | | | | | |
| | | | | | | | |
| | 416,760,300.00 | 12,484,000.00 | | | -24,000.00 | 12,460,000.00 | 429,220,300.00 |

(a) 2018 9 11

2

24,000.00

12.979 / 311,496.00 24,000.00 287,496.00
2018 9 19 (2018) 0638

(b) (40) 2018 11 7
102,743,320.00 12,484,000.00 90,259,320.00
2018 11 13
(2018) 0723

45

1

2

| | | | | | | | | |
|--|--|--|--|--|--|--|--|--|
| | | | | | | | | |
| | | | | | | | | |

46

| | | | | |
|--|----------------|----------------|---------------|----------------|
| | | | | |
| | 444,255,724.34 | 111,942,177.60 | | 556,197,901.94 |
| | 7,965,462.95 | 58,566,675.34 | 21,970,353.60 | 44,561,784.69 |
| | 452,221,187.29 | 170,508,852.94 | 21,970,353.60 | 600,759,686.63 |

(44)(a)(b) 2018 102,743,320.00
12,484,000.00 90,259,320.00 2
24,000.00 24,000.00 287,496.00 20% -
- 21,970,353.60

2018 59,427,641.23
56,910,295.09 2,517,346.14 1,656,380.25

47

| | | | | |
|--|----------------|----------------|---------------|----------------|
| | | | | |
| | 153,236,709.00 | 102,743,320.00 | 31,376,358.84 | 224,603,670.16 |
| | 153,236,709.00 | 102,743,320.00 | 31,376,358.84 | 224,603,670.16 |

2018 4 20

599,775.30

2017 11 6

2

20 709.08 AMC /Span#Tw q(29 709.08 AMC 46/56840<5.16 0 8836D1/MCID 36 >>BDCE 0 Tc 0 Tw 9 -0 0 9 56.

51

| | | |
|--|----------------|----------------|
| | | |
| | 381,986,961.71 | 257,131,863.75 |
| | 381,986,961.71 | 257,131,863.75 |
| | 133,683,046.76 | 139,136,836.46 |
| | 16,727,248.09 | 14,281,738.50 |
| | 21,254,774.45 | |
| | 477,687,985.93 | 381,986,961.71 |

- 1)
- 2)
- 3)
- 4)
- 5)

52

| | | | | |
|--|------------------|----------------|----------------|----------------|
| | | | | |
| | | | | |
| | 1,013,177,633.68 | 507,658,457.22 | 781,720,850.78 | 386,645,455.22 |
| | 2,297,905.78 | 2,297,905.78 | 1,214,190.26 | 1,214,190.26 |
| | 1,015,475,539.46 | 509,956,363.00 | 782,935,041.04 | 387,859,645.48 |

53

| | | |
|--|--------------|--------------|
| | | |
| | 3,198,975.54 | 2,635,432.16 |
| | 1,370,989.53 | 1,129,470.92 |
| | 324,098.65 | 406,930.32 |
| | 913,993.00 | 752,980.64 |
| | 5,808,056.72 | 4,924,814.04 |

54

| | | |
|--|----------------|---------------|
| | | |
| | 65,941,153.74 | 42,048,485.23 |
| | 6,319,481.90 | 4,023,287.66 |
| | 32,726,093.57 | 24,653,398.95 |
| | 1,626,997.36 | 1,450,408.52 |
| | 15,069,654.55 | 16,351,692.80 |
| | 1,218,870.29 | 314,051.96 |
| | 122,902,251.41 | 88,841,325.12 |

55

| | | |
|--|----------------|----------------|
| | | |
| | 114,039,940.35 | 71,073,589.58 |
| | 20,639,902.72 | 17,848,669.92 |
| | 7,406,848.04 | 13,613,597.87 |
| | 8,518,437.02 | 6,989,567.22 |
| | 34,225,951.27 | 7,770,428.85 |
| | 10,173,290.21 | 8,057,376.25 |
| | 2,232,831.86 | 1,553,225.96 |
| | 890,902.12 | 2,143,300.21 |
| | 198,128,103.59 | 129,049,755.86 |

56

| | | |
|--|----------------|---------------|
| | | |
| | 111,669,855.49 | 82,021,844.12 |
| | 1,860,275.05 | 2,101,581.07 |
| | 7,688,904.93 | 6,599,513.49 |
| | 687,940.01 | 1,341,817.47 |
| | 231,200.00 | 153,993.98 |

| | | |
|------|---------------|---------------|
| 2018 | 1,000,000.00 | |
| 2017 | 900,000.00 | |
| 2017 | 830,000.00 | |
| 2018 | 592,000.00 | |
| | 232,000.00 | |
| | 3,000,000.00 | |
| | 5,500,000.00 | 500,000.00 |
| | 643,700.00 | 1,323,000.00 |
| | 526,900.00 | |
| | 363,300.00 | 225,787.00 |
| | 24,614,501.02 | 32,694,932.24 |

60

| | | |
|--|---------------|---------------|
| | | |
| | 49,724,400.30 | 36,134,422.97 |
| | 8,309,451.72 | 2,048,861.55 |
| | 58,033,852.02 | 38,183,284.52 |

61

| | | |
|--|--|--|
| | | |
|--|--|--|

62

| | | |
|--|------------|------------|
| | | |
| | -38,405.49 | -28,040.09 |

63

| | | | |
|--|--------------|------------|--------------|
| | | | |
| | 1,010,000.00 | 200,000.00 | 1,010,000.00 |
| | 73,427.83 | 7,804.23 | 73,427.83 |
| | 1,083,427.83 | 207,804.23 | |

| | | | | | | | | |
|------|--|--|--|--|--|--------------|--|---|
| | | | | | | | | / |
| 2018 | | | | | | 1,000,000.00 | | |
| 2017 | | | | | | 10,000.00 | | |

64

| | | | |
|--|--------------|------------|--------------|
| | | | |
| | 1,125,000.00 | | 1,125,000.00 |
| | 181,162.34 | 355,941.09 | 181,162.34 |
| | 200.00 | 1,112.84 | 200.00 |
| | 1,306,362.34 | 357,053.93 | |

65

1

| | | |
|--|---------------|---------------|
| | | |
| | 14,883,874.56 | 9,671,598.83 |
| | -1,550,516.21 | 687,614.64 |
| | 13,333,358.35 | 10,359,213.47 |

2

| | |
|---|----------------|
| | |
| | 125,299,707.24 |
| / | 31,324,926.81 |
| | -4,967,284.22 |
| | 8,979,547.18 |
| | 13,720,059.56 |
| | -28,298,426.26 |
| | -7,689,811.73 |
| | 8,892.70 |

| | | |
|--|---------------|---------------|
| | 54,283,502.94 | 54,362,385.98 |
|--|---------------|---------------|

2

| | | |
|--|----------------|----------------|
| | | |
| | 47,875,605.35 | 45,316,724.69 |
| | 19,522,735.72 | 19,090,352.72 |
| | 36,969,615.90 | 27,818,510.89 |
| | 13,505,803.67 | 9,518,485.92 |
| | 15,069,654.55 | 9,947,418.33 |
| | 5,814,745.30 | 9,311,036.01 |
| | 17,080,737.90 | 27,235,546.85 |
| | 1,424,797.99 | 4,707,776.46 |
| | 157,263,696.38 | 152,945,851.87 |

3

| | | |
|--|--|--|
| | | |
|--|--|--|

4

| | | |
|--|--|--|
| | | |
|--|--|--|

5

| | | |
|--|--|--|
| | | |
|--|--|--|

6

| | | |
|--|--|--|
| | | |
|--|--|--|

68

1

| | | |
|-----|-----------------|----------------|
| | | |
| 1 | -- | -- |
| | 111,966,348.89 | 138,101,213.43 |
| | 16,536,177.06 | 2,621,802.95 |
| | 4,303,886.91 | 3,534,294.14 |
| | 3,022,711.78 | 8,882,095.24 |
| | 2,679,800.11 | 2,877,875.06 |
| “ ” | 10,289.74 | 28,040.09 |
| “ ” | 2,015,775.94 | |
| “ ” | -58,033,852.02 | -38,183,284.52 |
| “ ” | -1,492,391.21 | 745,739.47 |
| “ ” | -58,125.00 | -58,125.00 |
| “ ” | -17,293,230.17 | 9,446,699.34 |
| “ ” | -257,596,410.31 | -51,987,677.81 |
| “ ” | 146,553,365.92 | -35,259,821.80 |
| | 50,027,641.23 | 7,965,462.95 |
| | 2,641,988.87 | 48,714,313.54 |
| 2 | -- | -- |
| 3 | -- | -- |
| | 852,300,385.52 | 712,401,770.71 |
| | 712,401,770.71 | 310,752,147.74 |
| | 139,898,614.81 | 401,649,622.97 |

2

| | |
|--|----|
| | |
| | -- |
| | -- |
| | -- |

3

| | |
|--|----|
| | |
| | -- |
| | -- |
| | -- |

4

| | | |
|--|----------------|----------------|
| | | |
| | 852,300,385.52 | 712,401,770.71 |
| | 136.10 | 129.57 |
| | 852,300,249.42 | 712,401,641.14 |
| | 852,300,385.52 | 712,401,770.71 |

69

“ ”

70

71

1

| | | | |
|--|-------|------|--------|
| | | | |
| | -- | -- | |
| | 19.83 | 6.86 | 136.10 |
| | | | |
| | | | |
| | | | |
| | -- | -- | |
| | | | |
| | | | |
| | | | |
| | | | |
| | -- | -- | |
| | | | |
| | | | |
| | | | |
| | | | |

2

□ √

72

73

1

| | | | |
|--|--|--|--|
| | | | |
|--|--|--|--|


2

□ √


74

1


1



2



3



4


□ √

5


6

2


1



2




3



3

4

√ □




| | | | | | | | | | | | | |
|--|--|---------|--|---------------|--|--|--|--|--|--|--|--|
| | | | | | | | | | | | | |
| | | 100.00% | | 2018 04 30 | | | | | | | | |

□ √

5

2018 3 13 60% 10% 30%
 “ ” 150,000,000.00 2018 12
 31 5,000,000.00
 2018 6 5 51% 14% 35%
 “ ” 50,000,000.00 2018 12
 31
 2018 9 7 51% 14% 35%
 “ ” 50,000,000.00 2018
 12 31
 2018 4 30
 2018 8 31
 “ ” 105.70 84.30
 20%
 15% 10% 14% 15% 14%
 14% 3% 2% 2.8% 3% 2.8% 2.8%



“ ” 105.70 84.30
20%

2

| “ ” | 37.00% | -1,578,679.76 | | 1,813,164.94 |
|-----|--------|---------------|--|---------------|
| “ ” | 49.00% | -3,124,790.15 | | 1,074,225.26 |
| “ ” | 46.20% | -3,971,523.60 | | -2,148,731.91 |
| “ ” | 37.00% | -8,737,005.75 | | -6,819,549.32 |
| ” “ | 38.00% | -4,303,463.35 | | -2,270,175.99 |
| ” “ | 80.00% | -1,235.26 | | 3,383,764.74 |

3

| | 19,815,4 | 11,995,0 | 31,810,5 | -19,866, | -2,500,0 | -22,366, | 13,385,0 | 8,842,83 | 22,227,9 | -7,927,0 | -2,500,0 | -10,427, |
|--|----------|----------|----------|----------|----------|----------|----------|----------|----------|----------|----------|----------|
| | 24.80 | 78.02 | 02.82 | 331.63 | 00.00 | 331.63 | 92.07 | 0.68 | 22.75 | 21.18 | 00.00 | 021.18 |

| | | | | | | | | | | | | |
|--|----------|----------|----------|----------|--|----------|------|---|------|--|--|--|
| | 22.37 | 1.44 | 03.81 | 634.95 | | 634.95 | 8.29 | 1 | 0.40 | | | |
| | 1,858.76 | 10,521.8 | 12,380.5 | -17,127, | | -17,127, | | | | | | |
| | 3.52 | 01.52 | 65.04 | 207.92 | | 207.92 | | | | | | |
| | 1,057,86 | -1,549,3 | -491,448 | -502,000 | | | | | | | | |
| | 8.53 | 16.61 | .08 | | | | | | | | | |

3

1

| - | | | | | | |
|---|--|--|------|--------|--------|--|
| | | | EBPP | 40.00% | | |
| | | | | | 30.87% | |
| | | | | 30.00% | | |
| | | | | 14.49% | | |
| - | | | | | | |
| | | | | | 13.45% | |

20%

20%

2

| | / | | | / |
|--|----------------|---------------|--------------|----------------|
| | | | | |
| | 372,120,170.52 | 1,335,702.83 | 2,769,607.53 | 172,582,693.65 |
| | 136,144,517.07 | 1,283,250.79 | 2,479,947.32 | 39,158,624.77 |
| | 2,755,745.29 | 10,918,023.59 | 85,191.22 | 488,736.08 |

| | | | | | |
|----|----------------|---------------|---------------|--|----------------|
| | 374,875,915.81 | 12,253,726.42 | 2,854,798.75 | | 173,071,429.73 |
| | 99,718,837.58 | 7,326,933.50 | 515,944.22 | | 28,143,323.22 |
| | | | | | 500,000.00 |
| | 99,718,837.58 | 7,326,933.50 | 515,944.22 | | 28,643,323.22 |
| | 275,157,078.23 | 4,926,792.92 | 2,338,854.53 | | 144,428,106.51 |
| | 110,062,831.29 | 2,414,128.51 | 701,656.36 | | 57,771,242.60 |
| -- | | | 150,000.00 | | |
| | 110,062,831.29 | 2,414,128.51 | 851,656.36 | | 57,771,242.60 |
| | 259,208,224.60 | 327,253.54 | | | 128,321,520.08 |
| | -128,902.80 | -5,264.45 | -1,414.68 | | -263,759.50 |
| | 16,958,027.89 | | | | |
| | 130,145,390.16 | -73,207.08 | -2,161,145.47 | | 90,367,137.98 |
| | 130,145,390.16 | -73,207.08 | -2,161,145.47 | | 90,367,137.98 |

(i)

(ii) (14)

3

| | | |
|----|---------------|---|
| | / | / |
| | | |
| | 5,558,130.05 | |
| | 9,450,000.00 | |
| | 15,008,130.05 | |
| | 15,008,130.05 | |
| | 3,752,032.51 | |
| -- | 249,466.93 | |
| | 4,001,499.44 | |
| | 5,997.75 | |
| | 5,997.75 | |

(i)

(ii) (14)

4

| | | |
|--|----|----|
| | / | / |
| | -- | -- |
| | -- | -- |
| | -- | -- |
| | -- | -- |

(i)

6

1.

a.

1.

2

3

4

5

6

7

8

9

1

| YUE QI CAPITAL LIMITED | | | 9,434,801 | 23.32% | 23.32% |
|------------------------|--|--|-------------|--------|--------|
| | | | 300,000,000 | 19.63% | 19.63% |
| | | | 300,000,000 | 7.87% | 7.87% |

| | | | | | |
|---|--|--|---------------|--------|--------|
| | | | 4,829,000 | 2.20% | 2.20% |
| | | | 4,169,935 | 1.90% | 1.90% |
| | | | 3,807,265 | 1.73% | 1.73% |
| | | | 4,890,000,000 | 12.56% | 12.56% |
| | | | 1,460,700,000 | 4.01% | 4.01% |
| | | | 145,000,000 | 1.88% | 1.88% |
| | | | 1,451,782,336 | 8.39% | 8.39% |
| A | | | | 11.41% | 11.41% |
| | | | | 5.10% | 5.10% |

2

1

3

3

| | |
|-----|--|
| | |
| “ ” | |

4

| | |
|---------|--|
| | |
| “ ” | |
| () “ ” | |

| | |
|-----|--|
| “ ” | |
| “ ” | |

5

1

/

| | | | | | |
|--|--|------------|------------|--|-----------|
| | | | | | |
| | | 311,320.75 | 500,000.00 | | 28,301.89 |
| | | 105,724.54 | | | |

/

| | | | |
|--|--|--------------|--------------|
| | | | |
| | | 2,297,905.78 | 1,214,190.26 |
| | | 3,814,587.51 | 530,326.31 |
| | | 4,870,930.00 | 268,744.29 |

2

/

/

/

| | | | | | | |
|---|---|---|---|---|---|---|
| / | / | / | / | / | / | / |
|---|---|---|---|---|---|---|

/

/

| | | | | | | |
|---|---|---|---|---|---|---|
| / | / | / | / | / | / | / |
|---|---|---|---|---|---|---|

/

3

| | | | |
|--|--|--|--|
| | | | |
|--|--|--|--|

| | | | |
|--|--|--|--|
| | | | |
|--|--|--|--|

4

| | | | | |
|--|--|--|--|--|
| | | | | |
|--|--|--|--|--|

| | | | | |
|--|--|--|--|--|
| | | | | |
|--|--|--|--|--|

5

| | | | | |
|--|--|--|--|--|
| | | | | |
| | | | | |
| | | | | |

6

| | | | |
|--|--|------------|--|
| | | | |
| | | 104,455.04 | |

7

| | | |
|--|--------------|--------------|
| | | |
| | 7,496,611.23 | 4,383,105.75 |

8

2018 7 18

| | | | | | |
|---------------|------------|--------------|--------------|--|-----|
| 30% | 45% | 15% | 10% | | “ ” |
| 50,000,000.00 | 2018 12 31 | 5,000,000.00 | 1,500,000.00 | | |

6

1

| | | 2,418,717.85 | 24,232.30 | 31,861.70 | 318.62 |
|--|--|--------------|-----------|--------------|-----------|
| | | 4,043,462.75 | 40,434.63 | 562,145.89 | 5,621.46 |
| | | 2,272,342.72 | 22,723.43 | 1,340,855.61 | 19,288.82 |
| | | 104,455.04 | 1,044.55 | | |

2

| | | 103,262.15 | |
|--|--|------------|-----------|
| | | 80,081.42 | 80,081.42 |
| | | 134,191.72 | |
| | | 28,301.89 | |

7

8

1

√ □

| | |
|--|----------------|
| | 102,743,320.00 |
| | 30,465,088.00 |
| | 311,496.00 |
| | 16.45 / |

| | |
|--|------------|
| | 12 |
| | 48 2018 12 |
| | 31 / |
| | 1.9 |
| | |

| | | | | |
|---------------|------------|------------|--------------|-----------|
| 2017 11 2 | 2017 | < | 2017 | > |
| ()> | | | 2017 | |
| | | | 2017 11 6 | |
| | 2017 | | 2017 11 6 | 334 |
| | 2017 | | 11,760,300 A | 1 |
| 13.03 | | 2017 12 19 | 2018 12 31 | 2 |
| | | 24,000.00 | 12.979 / | |
| 2018 9 3 | 2018 | < | 2018 | |
| | > | < | 2018 | |
| > | | | 2018 10 16 | |
| 2018 | | | 308 | |
| | 12,484,000 | A | 1 | 8.23 160 |
| | 3,858,000 | | 16.45 / | 2018 11 |
| 23 2018 10 26 | | 2018 12 14 | | |
| | | | 2018 12 14 | 3 |
| 2,500,562 | A | 1 | 8.46 | 2019 1 29 |
| | / | / | (20%) | 12 |
| 24 | 24 | | / (40%) | |
| | | 36 | / | (40%) |
| | 36 | | 48 | / |
| | / | | | |

25%

A

Black-Scholes

/ / 2018 12 31 /
2018
59,427,641.23 2017 7,965,462.95

2

√ □

| | |
|--|---------------|
| | - |
| | |
| | |
| | 64,875,758.04 |
| | 59,427,641.23 |

3

□ √

4**5****1**

(1)

(2)

| | | |
|--|------------|------------|
| | 2018 12 31 | 2017 12 31 |
|--|------------|------------|

| | | |
|--|---------------|---------------|
| | 17,130,002.53 | 13,989,154.85 |
| | 14,642,913.18 | 8,712,408.40 |
| | 6,818,698.95 | 5,308,249.58 |
| | 2,968,380.00 | 870,035.65 |
| | 41,559,994.66 | 28,879,848.48 |


2

1

2

3

1



2



3

4

96%

50%

“ ”

100%

2018 9 30

30.76

100%

| | | | |
|-----------|------------------|-------|-------------|
| 2018 9 30 | 16.00 | 15.20 | 194,273,675 |
| 96% | | 15.20 | 52,631,578 |
| 50% | | | |
| | 2,952,959,860.00 | | |
| | 799,999,985.60 | | |

2019 1 22

1

1

| | | | |
|--|--|--|--|
| | | | |
|--|--|--|--|

2

| | | |
|--|--|--|
| | | |
|--|--|--|

2

3

1

2

4

5

| | | | | | | |
|--|--|--|--|--|--|--|
| | | | | | | |
|--|--|--|--|--|--|--|

6

1

(1)

(2)

(3)

2

| | | | |
|--|--|--|--|
| | | | |
|--|--|--|--|

3

4

7

8

1

| | | |
|--|----------------|----------------|
| | | |
| | 42,249,473.53 | 24,280,467.47 |
| | 832,820,119.95 | 638,945,288.60 |
| | 875,069,593.48 | 663,225,756.07 |

1

1)

| | | |
|--|---------------|---------------|
| | | |
| | 42,249,473.53 | 24,280,467.47 |
| | 42,249,473.53 | 24,280,467.47 |

2)

| | |
|--|--|
| | |
|--|--|

3)

| | | |
|--|--|--|
| | | |
|--|--|--|

4)

| | |
|--|--|
| | |
|--|--|

2

1)

| | 869,816, 839.88 | 100.00% | 36,996.7 19.93 | 4.25% | 832,820.1 19.95 | 665,788 ,250.80 | 100.00% | 26,842.96 2.20 | 4.03% | 638,945.28 8.60 |
|--|--------------------|---------|-------------------|-------|--------------------|--------------------|---------|-------------------|-------|--------------------|
| | 869,816, 839.88 | 100.00% | 36,996.7 19.93 | 4.25% | 832,820.1 19.95 | 665,788 ,250.80 | 100.00% | 26,842.96 2.20 | 4.03% | 638,945.28 8.60 |

□ √

√ □

| 1 | | | | |
|---|---|----------------|---------------|---------|
| 1 | | 698,886,368.21 | 5,589,882.85 | 0.80% |
| 1 | 2 | 122,317,989.20 | 12,231,798.92 | 10.00% |
| 2 | 3 | 21,043,760.80 | 4,208,752.16 | 20.00% |
| 3 | 4 | 22,224,841.96 | 11,112,420.98 | 50.00% |
| 4 | 5 | 4,966,715.64 | 3,476,700.95 | 70.00% |
| 5 | | 377,164.07 | 377,164.07 | 100.00% |
| | | 869,816,839.88 | 36,996,719.93 | |

□ √

2)

11,667,937.73

0

| | | |
|--|--|--|
| | | |
|--|--|--|

3)

| | |
|--|--------------|
| | |
| | 1,514,180.00 |

| | | | | | |
|--|--|--|--|--|--|
| | | | | | |
|--|--|--|--|--|--|

4)

| | | | |
|--|----------------|---------------|--------|
| | | | |
| | 215,122,422.94 | 11,190,891.35 | 24.73% |

5)

6)

2

| | | |
|--|--------------|--|
| | | |
| | 1,124,733.73 | |
| | 1,124,733.73 | |

2)

| | | | | |
|--|--|--|--|--|
| | | | | |
|--|--|--|--|--|

2

1)

| | | |
|-----|--|--|
| () | | |
|-----|--|--|

2)

1

| | | | | |
|-----|--|--|--|--|
| () | | | | |
|-----|--|--|--|--|

3

1)

| | 35,693,974.54 | 30.16% | 427,954.74 | 1.20% | 35,266,019.80 | 38,297,790.54 | 94.30% | 2,177,866.61 | 5.69% | 36,119,923.93 |
|--|----------------|---------|------------|-------|----------------|---------------|---------|--------------|-------|---------------|
| | 81,513,697.19 | 69.84% | | | 81,513,697.19 | 2,314,254.50 | 5.70% | | | 2,314,254.50 |
| | 117,207,671.73 | 100.00% | 427,954.74 | 1.20% | 116,779,716.99 | 40,612,045.04 | 100.00% | 2,177,866.61 | 5.69% | 38,434,178.43 |

| | | |
|--|--|--|
| | | |
|--|--|--|

4)



| | | | | | | |
|--|----------------|--|----------------|----------------|--|----------------|
| | 140,914,487.65 | | 140,914,487.65 | 57,771,242.60 | | 57,771,242.60 |
| | 283,782,446.36 | | 283,782,446.36 | 211,206,585.10 | | 211,206,585.10 |

1

| | | | | | | |
|-----|----------------|---------------|---------------|----------------|--|--|
| | | | | | | |
| | 95,000,000.00 | | | 95,000,000.00 | | |
| | 10,000,000.00 | | | 10,000,000.00 | | |
| | 153,142.50 | | | 153,142.50 | | |
| | 6,900,000.00 | 1,553,807.86 | | 8,453,807.86 | | |
| (4) | 20,822,100.00 | | 20,822,100.00 | | | |
| | 15,000,000.00 | 76,936.95 | | 15,076,936.95 | | |
| | 2,550,000.00 | 963,528.45 | | 3,513,528.45 | | |
| | 3,000,000.00 | 2,248,240.97 | | 5,248,240.97 | | |
| (1) | 10,100.00 | 1,056,999.00 | | 1,067,099.00 | | |
| (1) | | 4,355,202.98 | | 4,355,202.98 | | |
| | 153,435,342.50 | 10,254,716.21 | 20,822,100.00 | 142,867,958.71 | | |

2

| | | | | | | | | | | |
|--|--|--|--|--|--|--|--|--|--|--|
| | | | | | | | | | | |
| | | | | | | | | | | |

| | | | | | | | | | | |
|------|-------------------|-------------------|--|-------------------|--|------------------|--|--|--|--------------------|
| | | | | | | | | | | |
| | 57,771,24 2.60 | | | 50,407,11 5.99 | | 1,884,472 .70 | | | | 110,062,8 31.29 |
| (14) | | 30,000,00 0.00 | | | | | | | | 30,000,00 0.00 |
| (14) | | 1,500,000 .00 | | -648,343. 64 | | | | | | 851,656.3 6 |
| | 57,771,24 2.60 | 31,500,00 0.00 | | 49,758,77 2.35 | | 1,884,472 .70 | | | | 140,914,4 87.65 |
| | 57,771,24 2.60 | 31,500,00 0.00 | | 49,758,77 2.35 | | 1,884,472 .70 | | | | 140,914,4 87.65 |

3

4

NO- >



| | | |
|--|---------------|---------------|
| | 57,204,050.37 | 38,688,312.86 |
|--|---------------|---------------|

6

1

√ □

| | | |
|--|---------------|-------|
| | | |
| | -38,405.49 | |
| | 18,860,400.00 | |
| | 8,309,451.72 | |
| | -1,051,772.17 | 112.5 |
| | 2,506,558.35 | |
| | 69,966.07 | |
| | 23,503,149.64 | -- |

1 —

1 —

√ □

| | | |
|--|--|--|
| | | |
|--|--|--|

| | | |
|--|--|----|
| | | 3% |
|--|--|----|

2

| | | / | / |
|--|--------|--------|--------|
| | 10.72% | 0.3295 | 0.3290 |
| | 8.83% | 0.2715 | 0.2712 |

3

1

□ √

2

□ √

3

4

